

The next slide is at B-sound of

...

Bismillah



Read Al-Quran

The Easy Way

By
Dr. Abdulazeez Abdulraheem

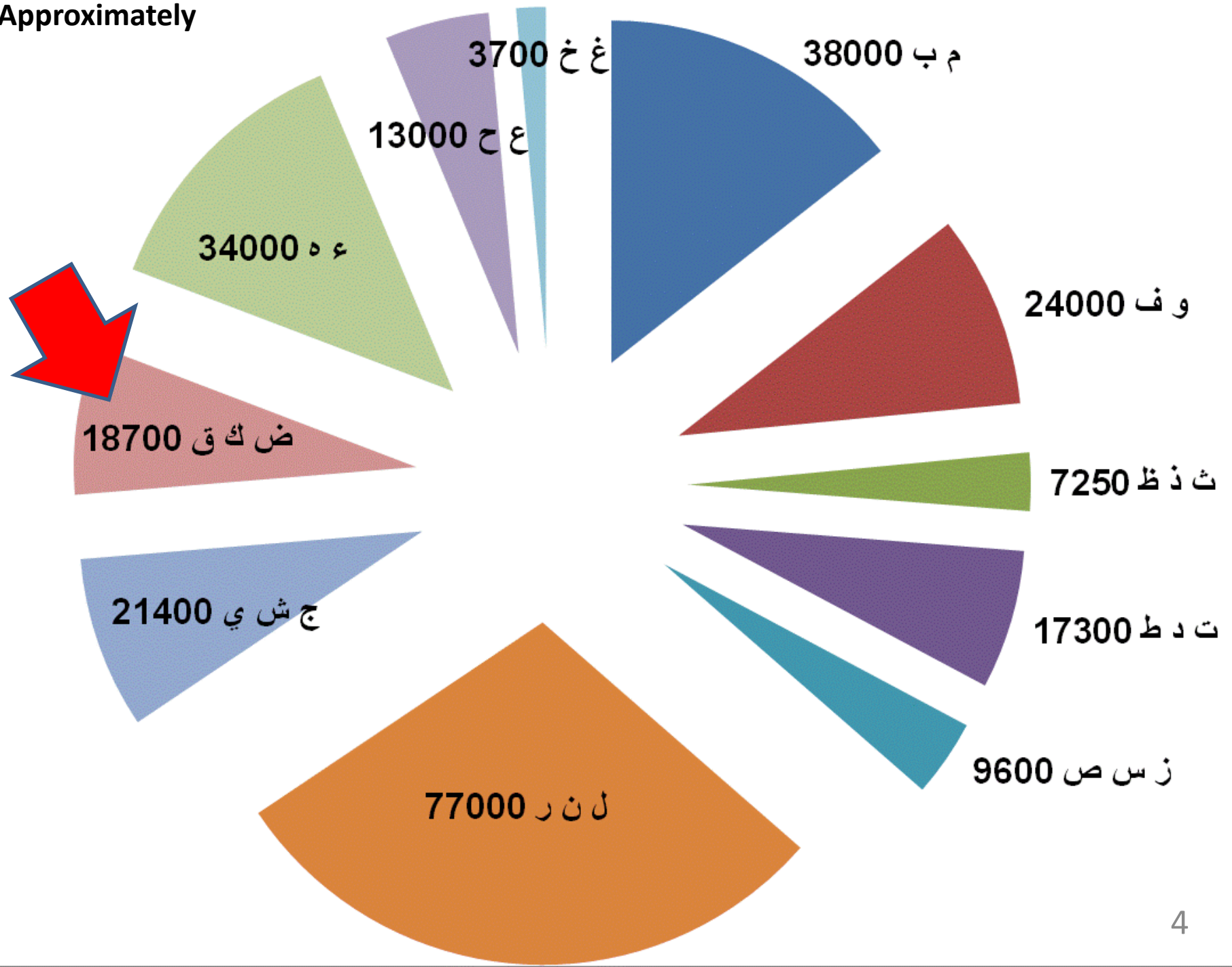
www.understandquran.com
info@understandquran.com

بِسْمِ اللَّهِ الرَّحْمَنِ الرَّحِيمِ
الْحَمْدُ لِلَّهِ وَالصَّلَاةُ وَالسَّلَامُ عَلَى رَسُولِ اللَّهِ
السَّلَامُ عَلَيْكُمْ وَرَحْمَةُ اللَّهِ وَبَرَكَاتُهُ

Lesson-8

ض ك ق

Approximately



Relax & Smile!

Take a deep
breath



You are the best! Why? The Prophet pbuh said so!
You **learn best** and **remember more** when you feel good!



1

The Letter Poem

(with Fathah)

With action
please!

(to remember
attributes)



1

are from the lips

From its middle are:

ج ش ي

From its edges are:

ض ك ق

Six from the throat:

ء ه ع م ن هـ

3

Tongue has many;
12 from the tip

ظ ذ ظ

ث د ط

ز س ص

ل ن ر

2

At the end is: ا

First letter of today!



How to say ض

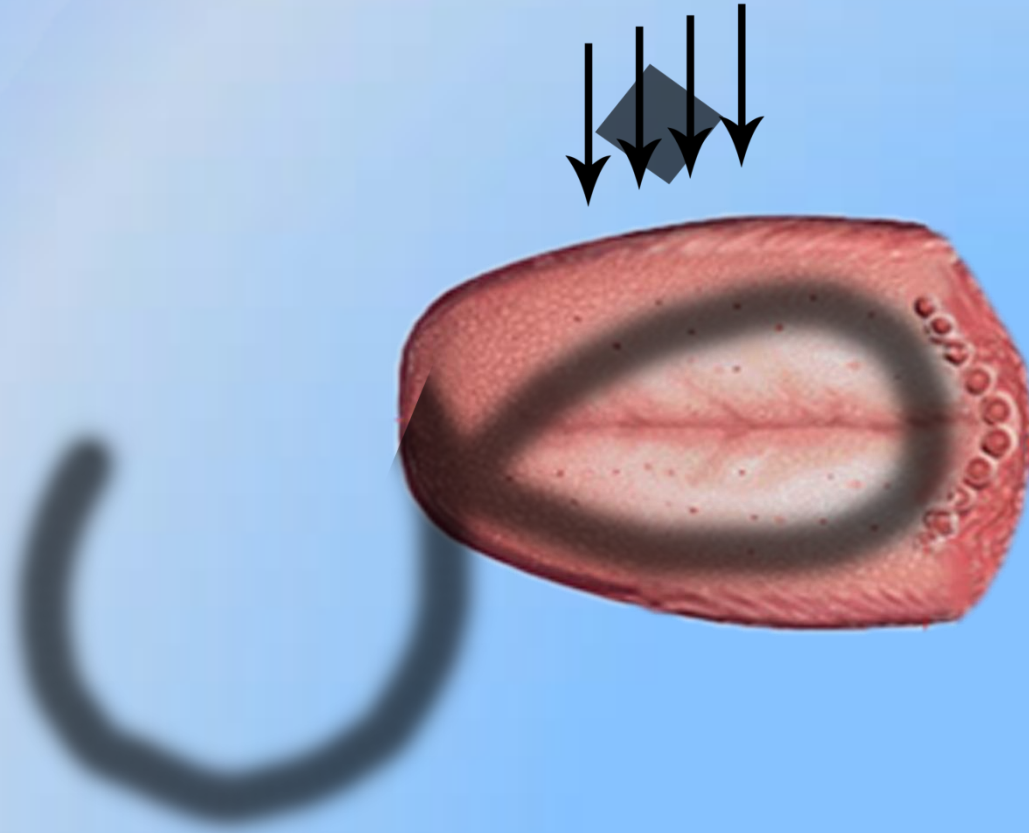
- Scrape the tip of the tongue where the upper teeth meets the gums
- Bite the right side of the tongue with the teeth on the right side. So, the tongue is bitten on the top and the bottom
- Now turn the right side of the tongue up a little, and then touch the lower bitten area with top right side that you have been scraping to say ض
- Plz note you don't have to scrape or bite every time! This is just to help you identify the areas.
- You can do that with left or both!

Shape of Letter ض



Shape of the letter has also to do with tongue .

Shape of Letter ض



Touch the right side of it! That becomes the face of ض
Add the body to it.

Shape of Letter ض



Shape of Letter ض



Very thick & High Sounding

Touch the edge of the tongue to the roots of the molars, either to the right or left.



Shape of the tongue!

Very thick & High Sounding

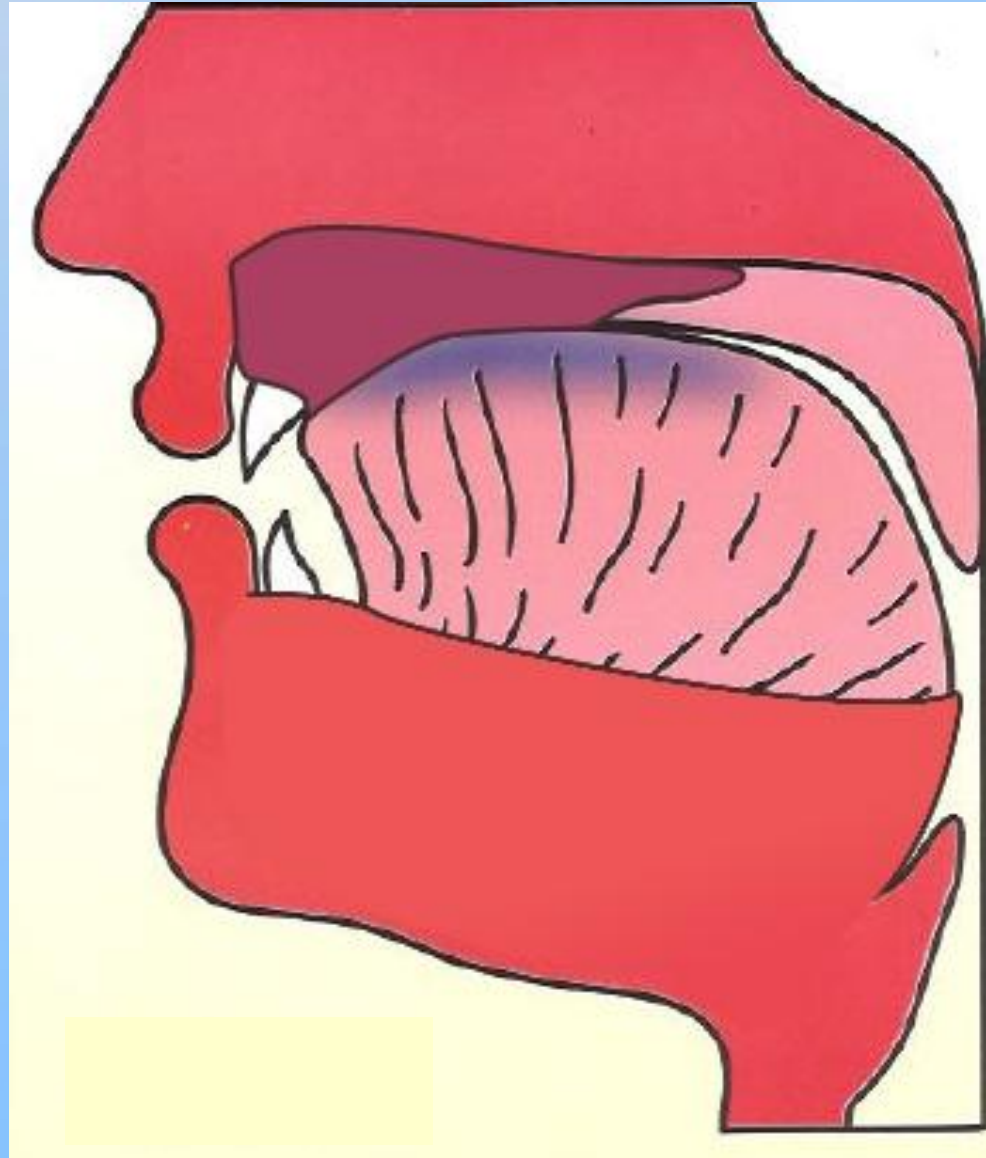



Image is from the book of Sheik Ayman Suwaid



“The one who taught by the pen”

Strokes for Arabic Letters





Short Form – Can you guess it?




Short Form

1. Identify the face!



2. Put the connector



Short Form

(Beginning or middle)

ض

Full Form

ض

Short Form

(Beginning or middle)

ض

ض



Full Form

ض

ض



Connectors from previous letters

Examples

ضرب

المغضوب

الأرض

بعض

With Fathah

Short Form
(Beginning or middle)

ضَ

ضَ

Full Form

ضَى

ضَى

Second Letter



Shape of Letter ك



Look at the couch. ك loves to relax on a couch. Its shape is like a just couch.
ك couch...

Shape of Letter ك



Kaap carries a cap in its lap!

Shape of Letter ك



Kaaf with a cap in its lap!

ك ل

**Why the cap in its lap?
So that you don't mix it with Laam!!!**

Touch the inner part part of the tongue to the roof of the mouth right at the back.

ك

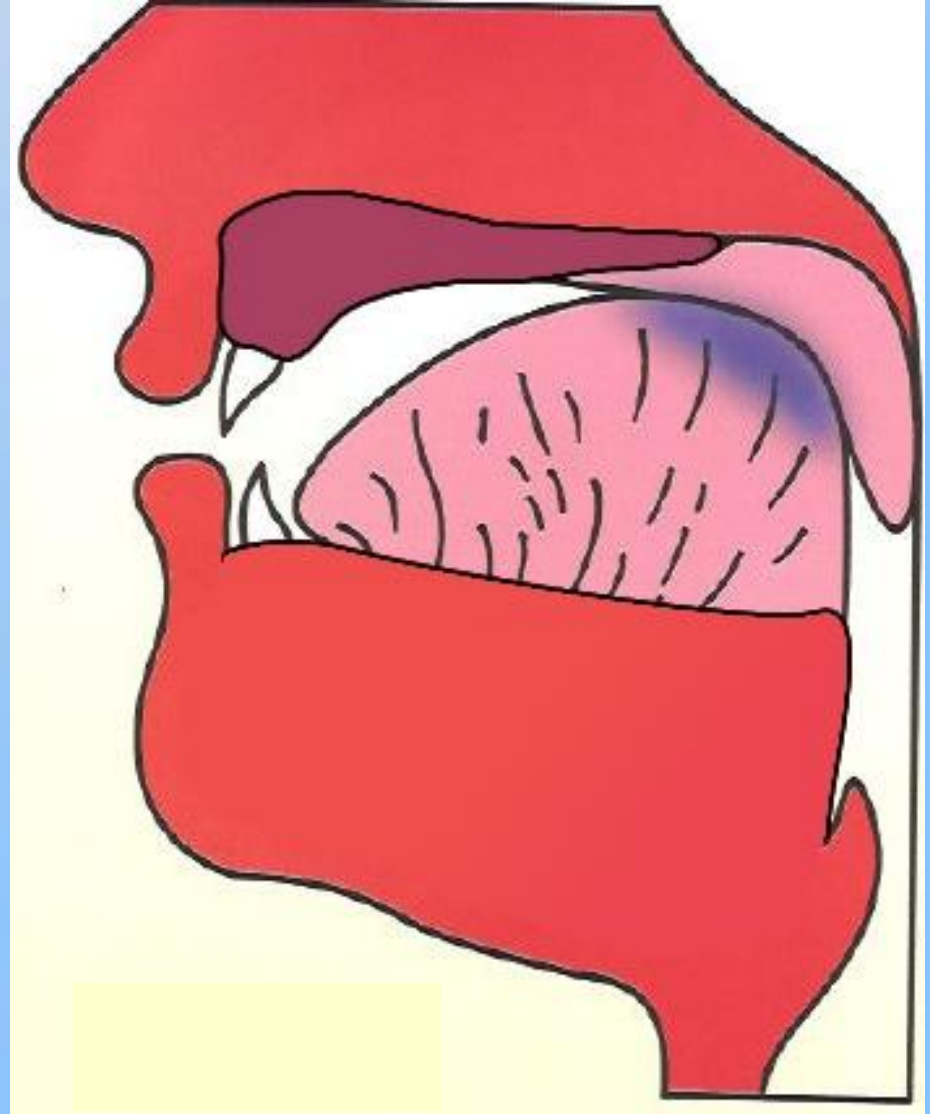


Image is from the book of Sheik Ayman Suwaid



Short Form of ك is very special! Watch its cap!









Its wearing its cap!

Short Form of ك



A cap + a twisted line!


Laam



Kaaf



Why cap on the top & a twisted line? Don't mix it with Laam!!!




Another clue: It is bent like a part of K

Short Form

1. Identify the face!



2. Put the connector



Wears the cap &
Bends a little!

Short Form

(Beginning or middle)

ك

Full Form

كَ

Short Form

(Beginning or middle)

Full Form

ك

ك

ك

ك



Connectors from previous letters

Examples

كان

لكم

يأتوك

ملك

With Fathah

Short Form
(Beginning or middle)

كَ

كَ

Full Form

كَ

كَ

Third Letter



Shape of Letter ق



All of us love the Qur'an, the book of Allah.
The word Quran starts with ق

Shape of Letter ق



The word Quran starts with ق . It has two dots on its head.

Shape of Letter ق



A high-sounding letter

Touch the inner part of the tongue to the roof of the mouth
right at the back (behind the uvula)

ق

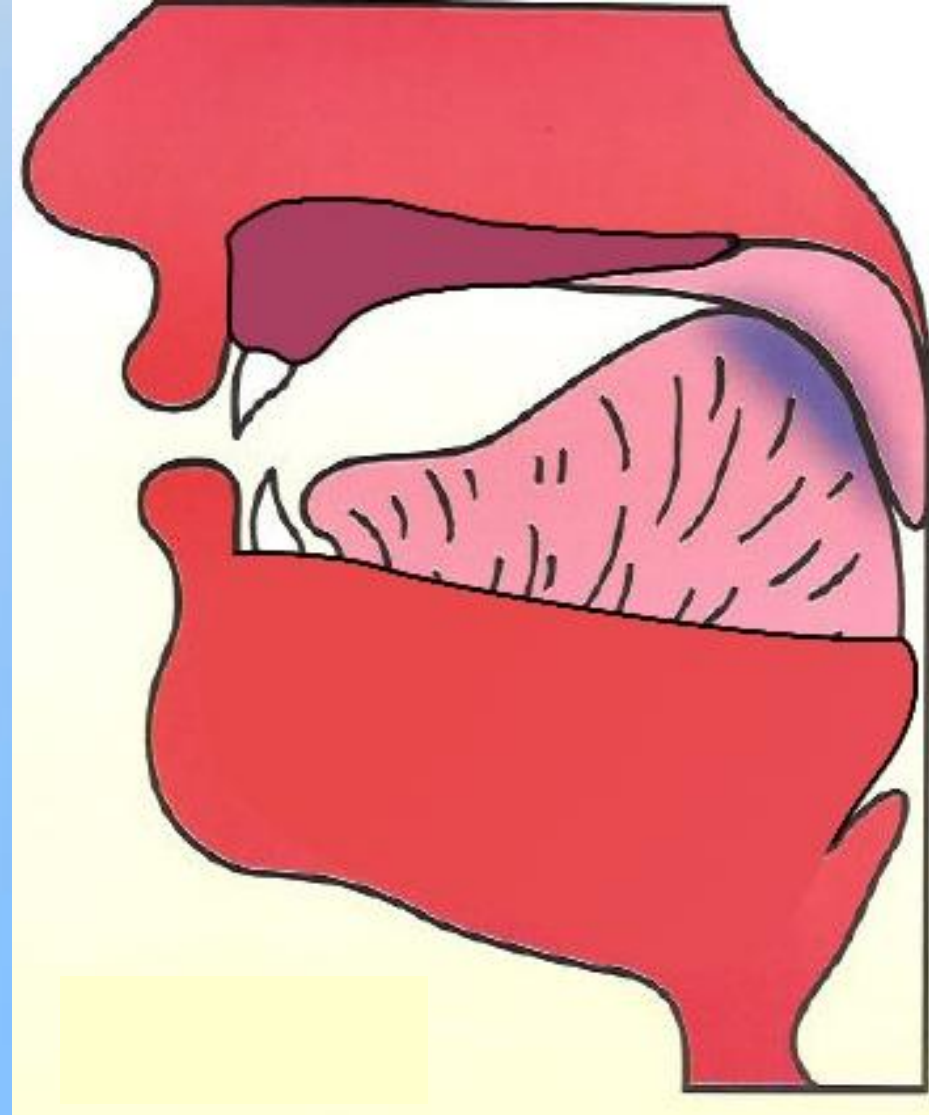


Image is from the book of Sheik Ayman Suwaid



Short Form

1. Identify the face!



2. Put the connector



Short Form

(Beginning or middle)

ف

Full Form

ق

Short Form

(Beginning or middle)

ف

ف



Full Form

ق

ق



Connectors from previous letters

Examples

قل

العقد

حاق

خلق

With Fathah

Short Form
(Beginning or middle)

فَ

فِ

Full Form

قَ

قِ



Many words start with...

like, as

گ



Lets practice reading the new letters...

ضَ

ضَ

فَ

ضَ

فَ

قَ

ضَـ

فَـ

قَـ

ضَـ

ضَ

فَ

قَ

ضَ

كَ

				گ
--	--	--	--	---

ك

ف

ك

ف

ق

ك

ف

ق

ك

حَ

فَ

قَ

كَ

ظَ

Don't Mix the letters!

Each one has a unique sound or appearance

Sound



Appearance





Spot the difference!

فَ

قَ

فَا

قَا

فَافَ

قَاقَا



Spot the difference!

ة	ق
ة	ق
ـ	فا
ـ	فم



Spot the difference!

ظ

ظي

ظ

ظ

ظ

ظ



Lets revise what we learnt in previous lessons

ج

			ت	ت
--	--	--	---	---

ثَ

ثِ

فَ

ثَ

ثِ

فَ

بِ

ثَ

ثِ

فَ

بِ

حَ

				٩
--	--	--	--	---

			ظَ	طَ
--	--	--	----	----

طَ

ظَ

صَ

طَ

ظَ

صَ

سَ

طَ

ظَ

صَ

سَ

ثَ

				و
--	--	--	--	---

قَـ

دَـ

قَـ

دَـ

ذَـ

وَا

دَ

ذَ

رَ

وَا

دَ

ذَ

رَ

زَ

				نَ
--	--	--	--	----

مَنْ

لَ

مَنْ

لَـ

يَـ

نَ

لَ

يَ

شَ

نَ

لَ

يَ

شَ

جَ

Let's Play a Game!


I will show you different words.

You will identify the letter that I want.

Where is ...?

صوب

Where is ...?



Where is ...?

المغضوب


Where is ...?

المغضوب

Where is ...?

بعض

Where is ...?



Where is Kaaf?

كان


Where is Kaaf?

كان

Where is Kaaf?



Where is Kaaf?



Where is Kaaf?

مالك

Where is Kaaf?

مالک

Where is Qaaf?

قل

Where is Qaaf?

قل

Where is Qaaf?

العقد

Where is Qaaf?

العقد

Where is Qaaf?

خالق

Where is Qaaf?

خلق



The Letter Poem

(with Fathah)

With action
please!

(to remember
attributes)



1

are from the lips


From its middle are:



From its edges are:




Six from the throat:



3

Tongue has many;
12 from the tip



2

At the end is: ا

Spoken Arabic

Selections are such that they occur most in the Qur'an!

She
They

هِيَ
هُنَّ

You
You all

أَنْتِ
أَنْتُنَّ

That's it for now.
See you in the next lesson.
Keep praying: رَبِّ زِدْنِي عِلْمًا

وَالسَّلَامُ عَلَيْكُمْ
وَرَحْمَةُ اللَّهِ وَبَرَكَاتُهُ

Acknowledgments

- To the Ever-Merciful Allah who gave me Tawfeeq to serve His Book.
- To my parents for their prayers.
- My wife and children who have been extremely patient because many things were prepared at the cost of family time!
- Br. Abdul Kader Fazlani, Br. Khaja Ahsan and his family for help in different ways.
- Br. Mohsin Siddiqui, Sr. Sana Dossul, Qari Imran Khan for ideas on teaching and other aspects.
- Br. Tariq Aziz, Br. Qurram Qureshi, and Br. Mujtaba Shareef for statistical analysis and programming support.
- Br. Ahmed Shawky for his excellent graphics designs in addition to those by Sr. Shabana Parveen & Acewebdesigns.
- Br. Aamir Irshad and Br. Abdul Quddus Umri for their help in preparation.
- Dr. Abdul Basit Siddiqui, Br. Arshad Iqbal Malik, Br. Arjan Ali, Br. Syed Anisul Hasan, and Sr. Jamila Qavi for their help in translation.
- Br. Daleeluddin Khan, Br. Nawaz Ilyas, Br. Ejaz, Br. Zubair, Br. Farhan, and many others in recording and editing works.
- Br. Maqsood Umri, Br. Osman Umri, Sr. Massarrat Bharucha and so many others for their feedback, support, and prayers.
- May Allah reward them all and accept it from all of us.