

The next slide is at B-sound of

...

Bismillah





# Read Al-Quran

## *The Easy Way*

By  
**Dr. Abdulazeez Abdulraheem**

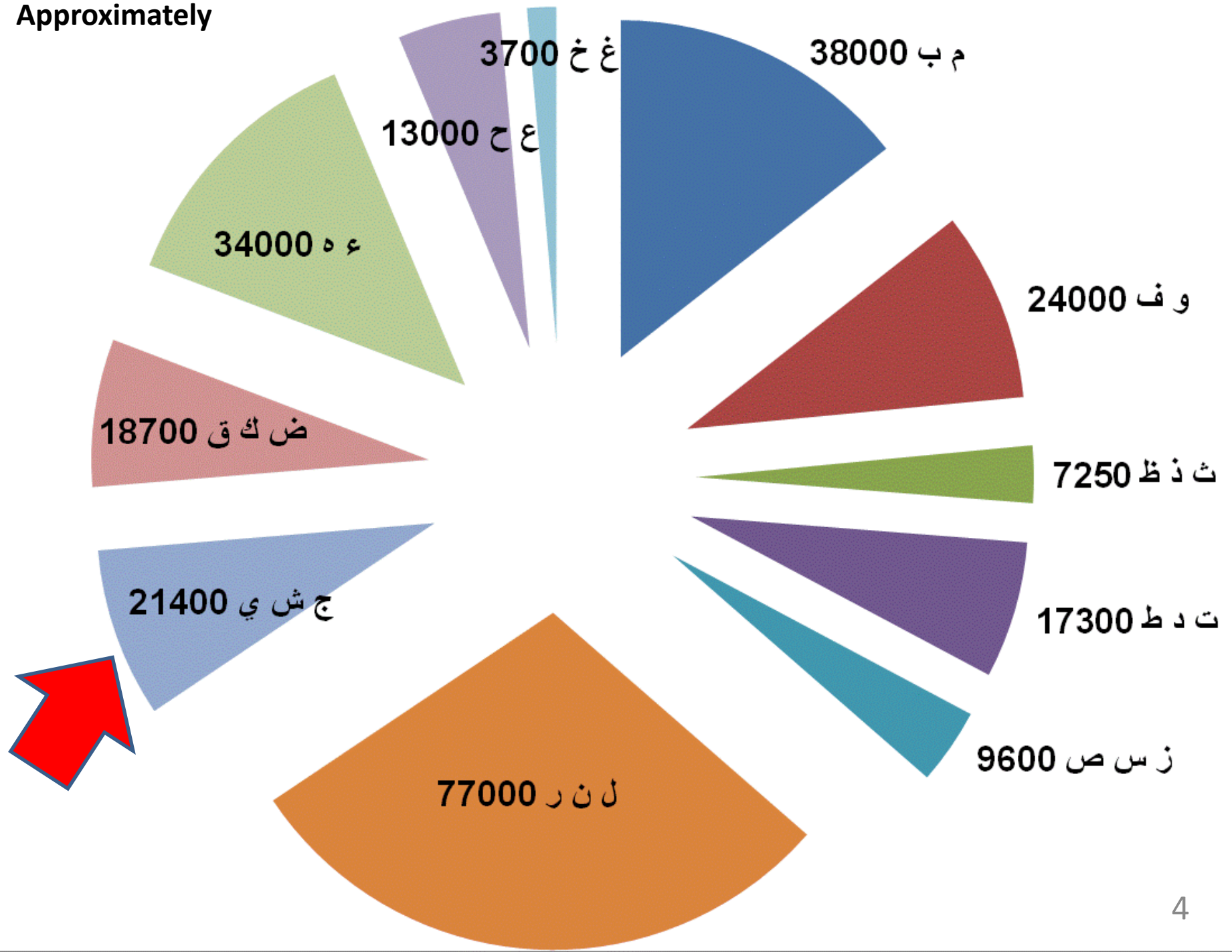
[www.understandquran.com](http://www.understandquran.com)  
info@understandquran.com

بِسْمِ اللَّهِ الرَّحْمَنِ الرَّحِيمِ  
الْحَمْدُ لِلَّهِ وَالصَّلَاةُ وَالسَّلَامُ عَلَى رَسُولِ اللَّهِ  
السَّلَامُ عَلَيْكُمْ وَرَحْمَةُ اللَّهِ وَبَرَكَاتُهُ

## Lesson-7

ج ش ی

Approximately



# Get Ready & Smile!

Take a deep  
breath



You are the best! Why? The Prophet pbuh said so!  
You **learn best** and **remember more** when you feel good!



1

# The Letter Poem

(with Fathah)

With action  
please!

(to remember  
attributes)



1

are from the lips

From its middle are:

ج ش ي

From its edges are:

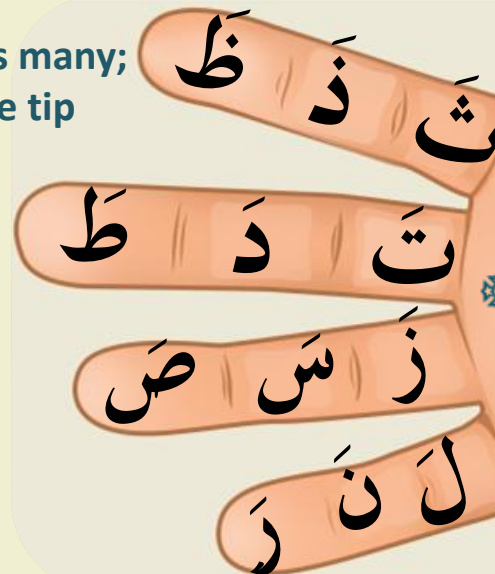
ض ك ق

Six from the throat:

ء ه ع م ن هـ

3

Tongue has many;  
12 from the tip



2

At the end is: ا



# First Letter



**Biggg tummy with a line on top! And what is that dot doing there? Let us see.**

# Shape of Letter ج



**You know Jars of Jellies & Jams**




# Shape of Letter ज



**And the Jam Sandwich!**

# Shape of Letter ज



**Well! Jeem has been eating a lot of Jam sandwiches**

# Shape of Letter ج



**So, it has a big tummy and a Jam sandwich always inside him!**

The MIDDLE (not the edge) of the tongue touches the palate or roof of the mouth.

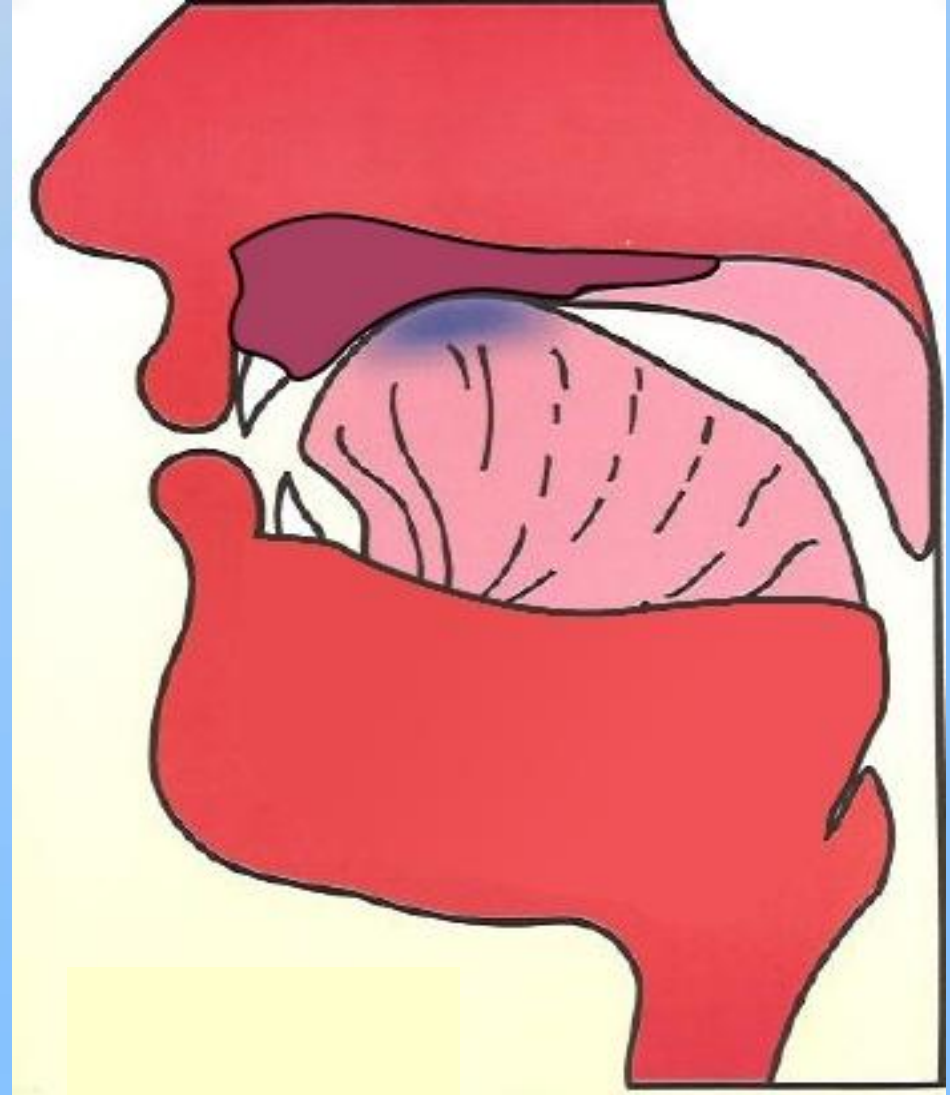


Image is from the book of Sheik Ayman Suwaid



“The one who taught by the pen”

## Strokes for Arabic Letters








# Short Form

1. Identify the face!



2. Put the connector



## Short Form

(Beginning or middle)

ج

## Full Form

ج

## Short Form

(Beginning or middle)

## Full Form

ج

ج

ج

ج

Connectors from previous letters

# Examples

جاء

زوج

يجعل

حج

# ***With Fathah***

**Short Form**  
(Beginning or middle)

جَ

جِ

**Full Form**

جَ

جِ

# Second Letter





# Shape of Letter ش



Remember the snake, the shape of 'seen'

# Shape of Letter ش



when this snakes takes a shower, it becomes 'Sheen.'

# Shape of Letter ش



# Shape of Letter ش



**The middle of the tongue touches the palate or roof of the mouth.**

ش

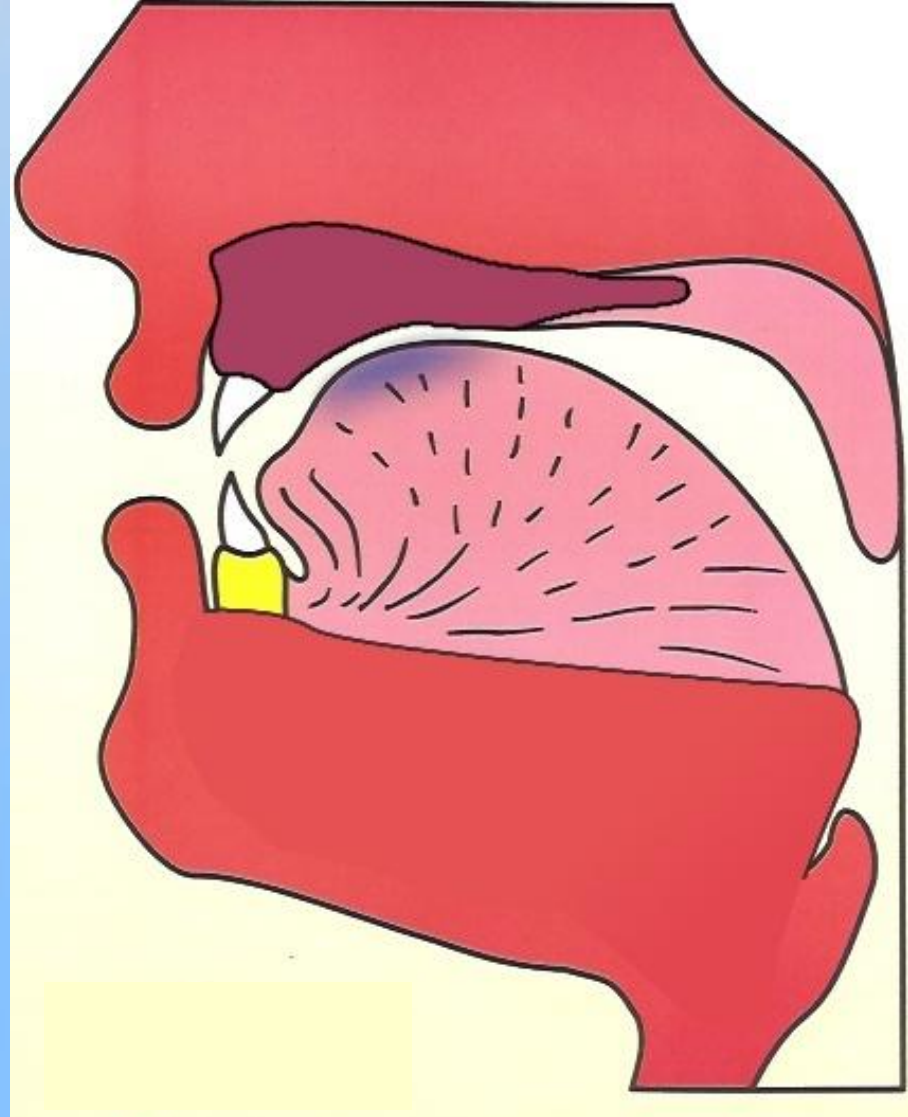


Image is from the book of Sheik Ayman Suwaid





# Short Form

1. Identify the face!



2. Put the connector



## Short Form

(Beginning or middle)

ش

## Full Form

ش

# 4<sup>th</sup> Examples

**Short Form**  
(Beginning or middle)

**Full Form**

ش

ش

ش

ش



Connectors from previous letters

## Short Form

Beginning or middle

شہید

الشيطان

## Full Form

حاش

فریش

# ***With Fathah***

**Short Form**  
(Beginning or middle)

ش

ش

**Full Form**

ش

ش

# Third Letter

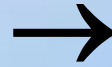




Yes → Yeah

How do you say 'yes'? Yeah!

Yes



Yeah

S



س

You see the English letter S on the left ... yes? and the س of Arabic on the right! Yaa?  
It is like masculine S and the feminine س, a little more stylish! (Letters are feminine in Arabic)

# Shape of Letter ي



**The middle of the tongue touches the palate or roof of the mouth.**

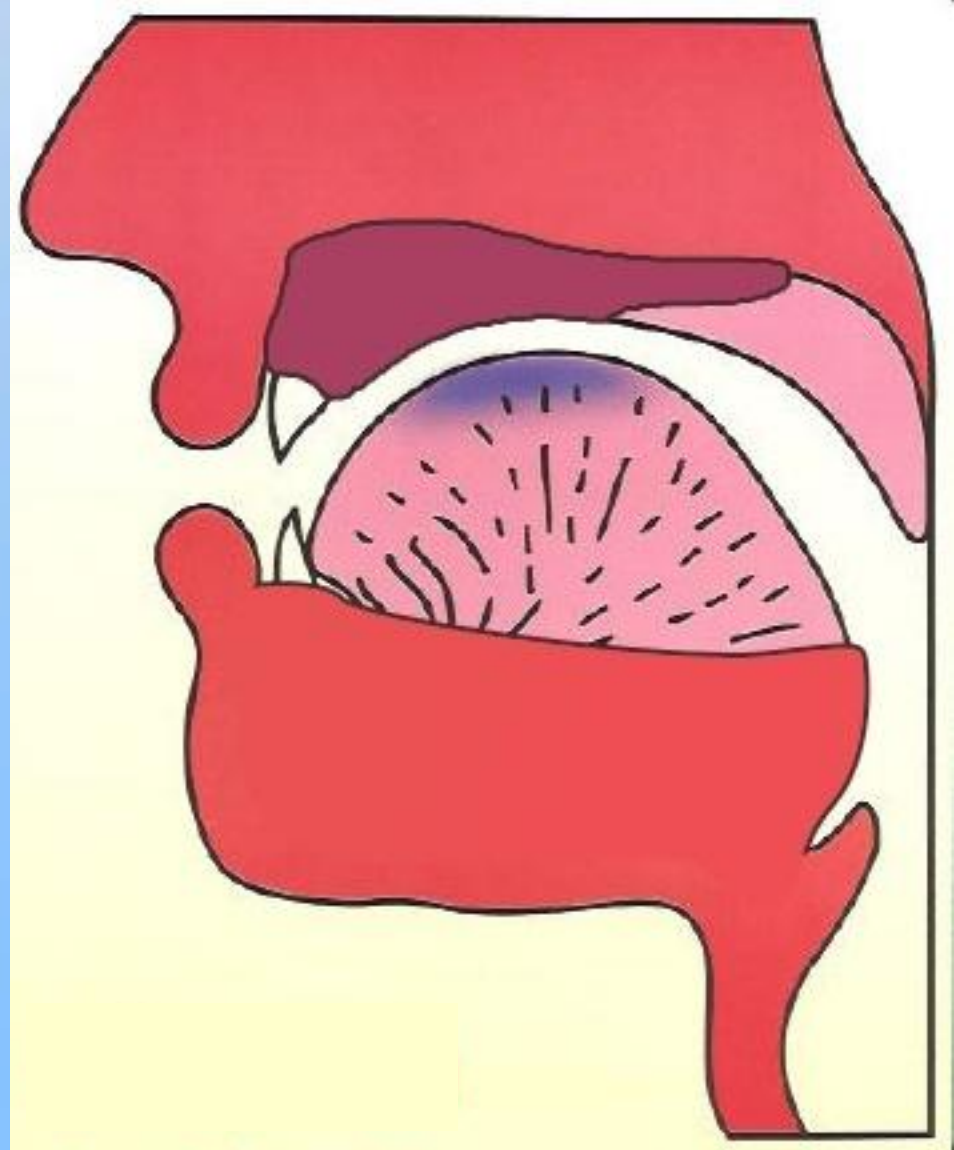



Image is from the book of Sheik Ayman Suwaid




# Short Form

1. Identify the face!



2. Put the connector



Instead of that 'S' shape, just make it straight and compensate it with 2 dots!

## Short Form

(Beginning or middle)



**Dots on the  
Short-Form**

## Full Form



## Short Form

(Beginning or middle)



## Full Form





# Examples

يوم

الرحيم

هُدَايَ

فِي

# ***With Fathah***

**Short Form**  
(Beginning or middle)

پَ

پِ

**Full Form**

پَ

پِ



**Lets practice reading the new letters...**



ش

ج

ش

ج

ی

ش

ج

ی

ش

ش

ج

ی

ش

ج



رَاجِ

--	--	--	--	--

ج

چ

ج

چ

چ

ج

پ

پ

ش

ج

پ

ش

ج

پ

# Don't Mix the letters!

Each one has a unique sound or appearance

Sound



Appearance





# Spot the difference!

ش ش

ش ش

ش ش



# Spot the difference!

ش

ث

ش

ث

ش

ث





# Spot the difference!

ثَ يَ

ثَ يَ

ثَ يَ



# Spot the difference!

بِ يٰ

بِ يٰ

بِ يٰ



**Lets revise what we learnt in previous lessons**

٦

فَ

تَ

فَ

تَ

بَ

نَ

تَ

بَ

ثَ

نَ

نَ

بَ

نَ

نَ



				س
--	--	--	--	---

سَ

فَ

سَ

فَ

تَ

سَ

فَ

تَ

مَ

سَ

فَ

تَ

مَ

هَ

				٩
--	--	--	--	---

			بَ	بَ
--	--	--	----	----

		بَ	بَ.	بَ
--	--	----	-----	----



طَ

ظَ

صَ

صَ

طَ

ظَ

صَ

صَ

سَ

				ذَ
--	--	--	--	----

دَ

ذَ

ذَ

دَ

رَ

ذَ

دَ

رَ

زَ

ذَ

دَ

رَ

زَ

وَ

# Let's Play a Game!

I will show you different words.

You will identify the letter that I want.



**Where is Jeem?**

جاء

**Where is Jeem?**

جاء

**Where is Jeem?**

يجعل


**Where is Jeem?**

ي ج

**Where is Jeem?**

ج


**Where is Jeem?**



**Where is Sheen?**

شید

**Where is Sheen?**





**Where is Sheen?**

الشيطن

**Where is Sheen?**

الشيطن

**Where is Sheen?**

فریس

**Where is Sheen?**

فریس

**Where is Yaa?**

دین

**Where is Yaa?**

دین

**Where is Yaa?**

الرحيم

**Where is Yaa?**

الرحيم



**Where is Yaa?**

فی

**Where is Yaa?**





# 1

## The Letter Poem

(with Fathah)

With action  
please!

(to remember  
attributes)



### 1

are from the lips

From its middle are:

Ja, Sha, Ya

From its edges are:

Zay, Kaf, Qaf

Six from the throat:

Ain, Ha, Waw, Ayn, Mim, Ra

### 3

Tongue has many;  
12 from the tip

Tha, Za, Kha

Da, Ta, Pa

Zay, Say, Vay

La, Na, Ra

### 2

At the end is: ا

# Spoken Arabic

Selections are such that they occur most in the Qur'an!

She  
They

هي  
هُنَّ

Read it, repeat it, practice it,  
and use it wherever possible!

That's it for now.  
See you in the next lesson.  
Keep praying: رَبِّ زِدْنِي عِلْمًا

وَالسَّلَامُ عَلَيْكُمْ  
وَرَحْمَةُ اللَّهِ وَبَرَكَاتُهُ

# Acknowledgments

- To the Ever-Merciful Allah who gave me Tawfeeq to serve His Book.
- To my parents for their prayers.
- My wife and children who have been extremely patient because many things were prepared at the cost of family time!
- Br. Abdul Kader Fazlani, Br. Khaja Ahsan and his family for help in different ways.
- Br. Mohsin Siddiqui, Sr. Sana Dossul, Qari Imran Khan for ideas on teaching and other aspects.
- Br. Tariq Aziz, Br. Qurram Qureshi, and Br. Mujtaba Shareef for statistical analysis and programming support.
- Br. Ahmed Shawky for his excellent graphics designs in addition to those by Sr. Shabana Parveen & Acewebdesigns.
- Br. Aamir Irshad and Br. Abdul Quddus Umri for their help in preparation.
- Dr. Abdul Basit Siddiqui, Br. Arshad Iqbal Malik, Br. Arjan Ali, Br. Syed Anisul Hasan, and Sr. Jamila Qavi for their help in translation.
- Br. Daleeluddin Khan, Br. Nawaz Ilyas, Br. Ejaz, Br. Zubair, Br. Farhan, and many others in recording and editing works.
- Br. Maqsood Umri, Br. Osman Umri, Sr. Massarrat Bharucha and so many others for their feedback, support, and prayers.
- May Allah reward them all and accept it from all of us.