

The next slide is at B-sound of

...

Bismillah



Read Al-Quran

The Easy Way

By
Dr. Abdulazeez Abdulraheem

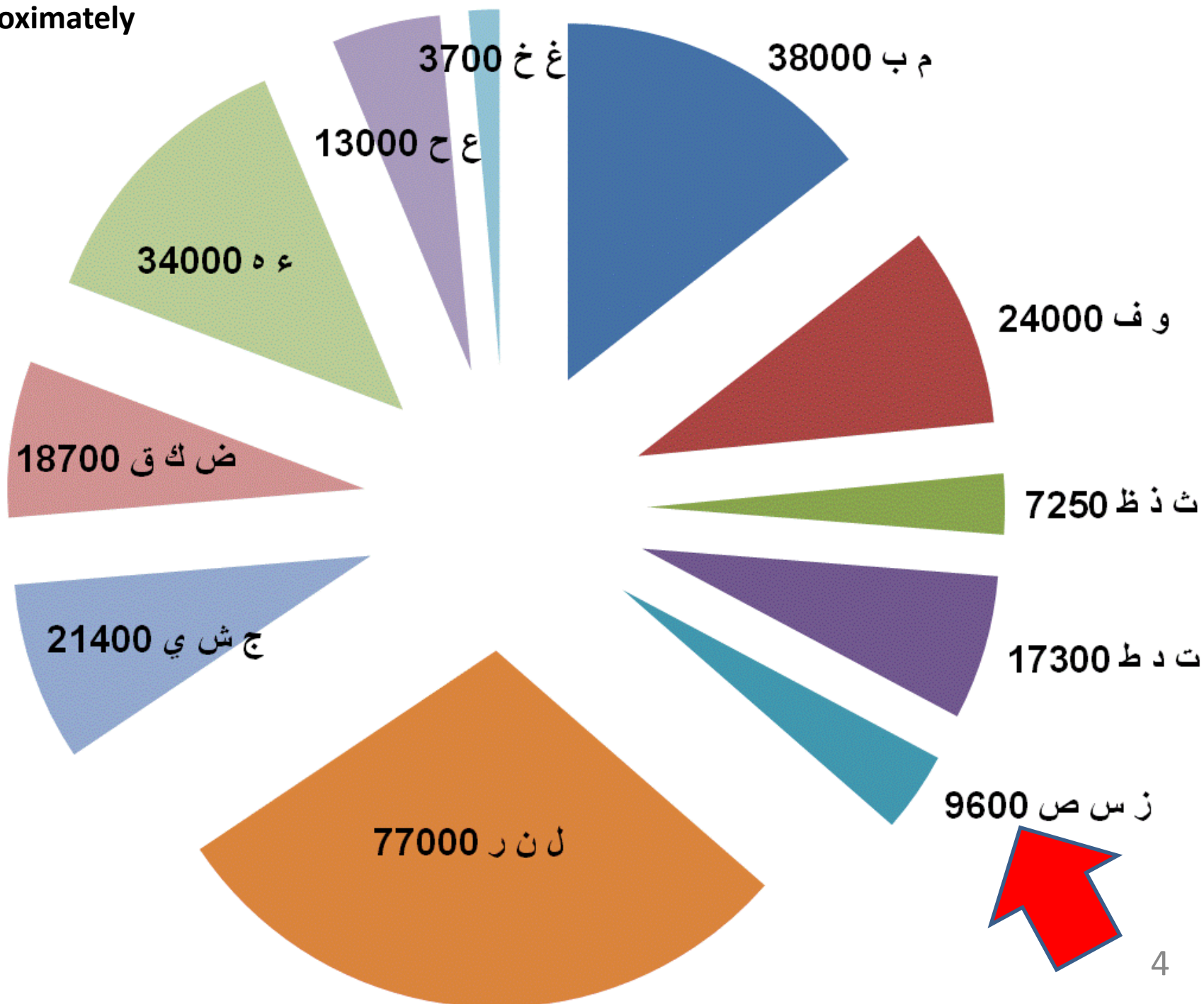
www.understandquran.com
info@understandquran.com

بِسْمِ اللَّهِ الرَّحْمَنِ الرَّحِيمِ
الْحَمْدُ لِلَّهِ وَالصَّلَاةُ وَالسَّلَامُ عَلَى رَسُولِ اللَّهِ
السَّلَامُ عَلَيْكُمْ وَرَحْمَةُ اللَّهِ وَبَرَكَاتُهُ

Lesson-5

ز س ص

Approximately



Relax & Smile!

Take a deep
breath



You are the best! Why? The Prophet pbuh said so!
You **learn best** and **remember more** when you feel good!



1

The Letter Poem

(with Fathah)

**With action
please!**

(to remember
attributes)



1

are from the lips

From its middle are:

Ja, Sha, Ya

From its edges are:

Zay, Kaf, Qaf

Six from the throat:

Ain, Ha, Waw, Ayn, Mim, Ra

3

Tongue has many;
12 from the tip

Tha, Za, Kha

Tha, Da, Ta

Zay, Sa, Sa

Lam, Na, Ra

2

At the end is: ا

First Letter



Shape of Letter ج



What do you see there? Banana? موز

Shape of Letter ج



Shape of Letter ِ



Touch the tongue to the edge of the lower teeth and blow with a strong sound

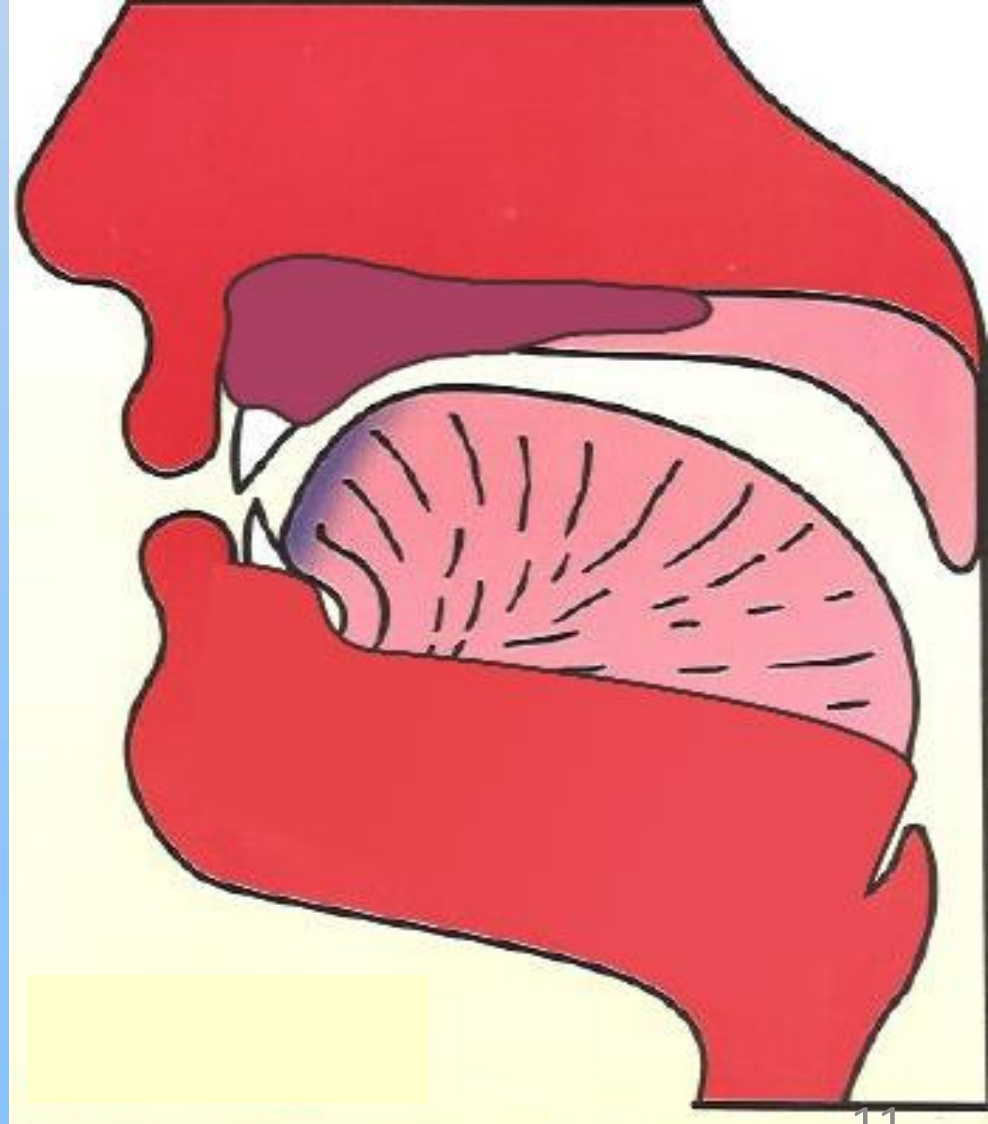


Image is from the book of Sheik Ayman Suwaid



“The one who taught by the pen”

Strokes for Arabic Letters





ذ is too thin and small. (just like ذ and د)

It is not no wide face.

Therefore, it has no short form. It has full form only.

Thin letter → No connector after it.



Short Form

(Beginning or middle)

ز

Full Form

ز

Short Form

(Beginning or middle)

Full Form

ز

ز

Connector at top
(Intelligent design to make it
distinct from ذ)

ز

ز

Connectors from previous letters

Examples

ذبر

انزل

فوز

عزیز

With Fathah

Short Form
(Beginning or middle)

Full Form

ز

ز

ز

ز

Second Letter




Shape of Letter س



Shape of Letter س

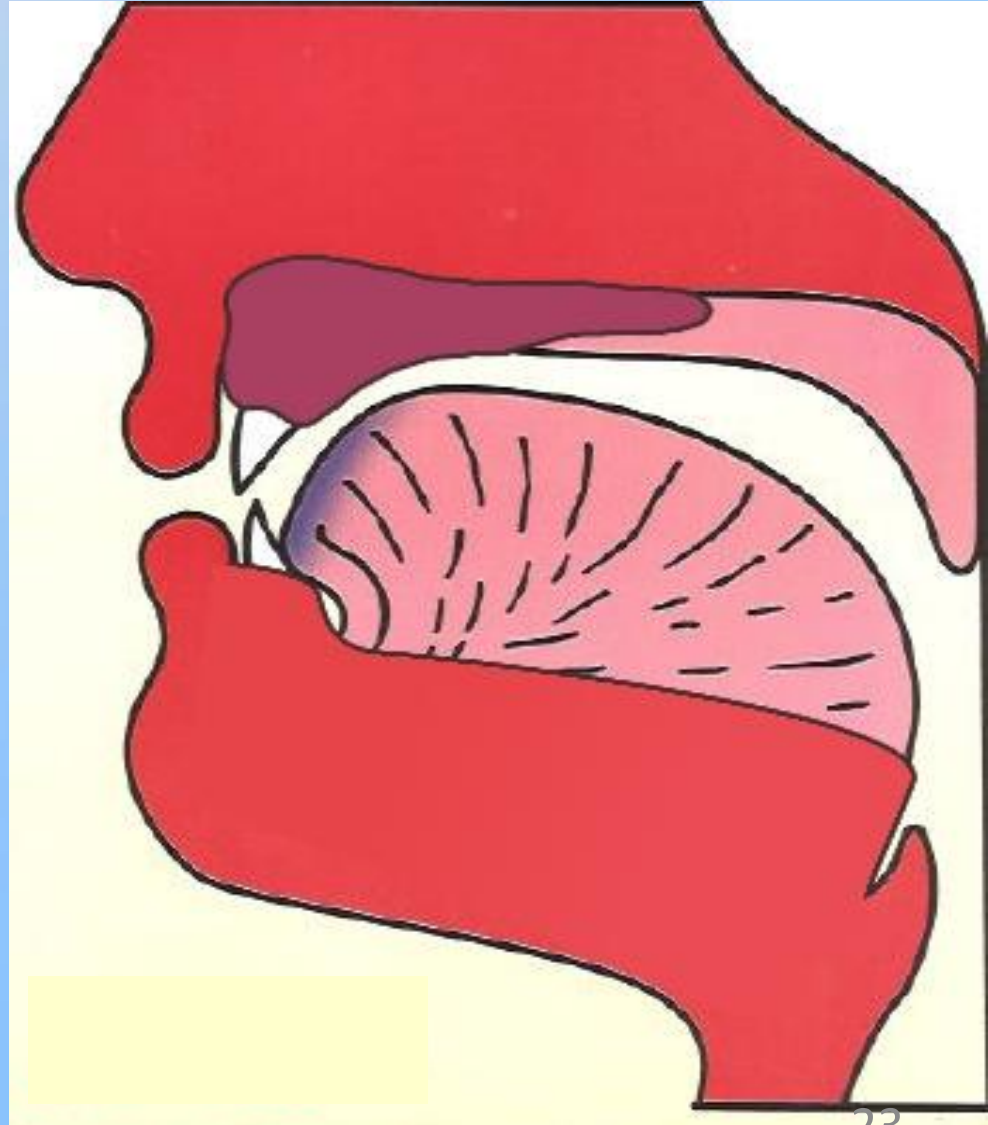



Shape of Letter س



Touch the tongue to the edge of the lower teeth and blow with a soft sound

س



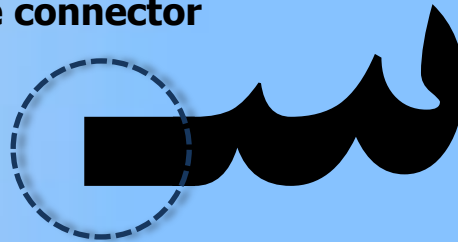


Short Form

1. Identify the face!



2. Put the connector



Short Form

(Beginning or middle)



Full Form



Short Form

(Beginning or middle)

Full Form

س

س

س

س



Connectors from previous
letters

Examples

سرور

بسم

الناس

ابليس

With Fathah

Short Form
(Beginning or middle)

سَ

سَ

Full Form

سَ

سَ



100's of Qur'anic words start with...

very soon

سَ

when it comes with a verb

Third Letter



Third Letter: ص



Take the letter 'Seen' and let us make its face fat!

Third Letter



Take the first small cup and turn it around

Third Letter




And you get ص

Third Letter



**Very thick &
High Sounding**

Thicken the tongue, touch it to the edge of the lower teeth and blow with a thick and high sound.



Shape of the tongue!

Very thick & High Sounding

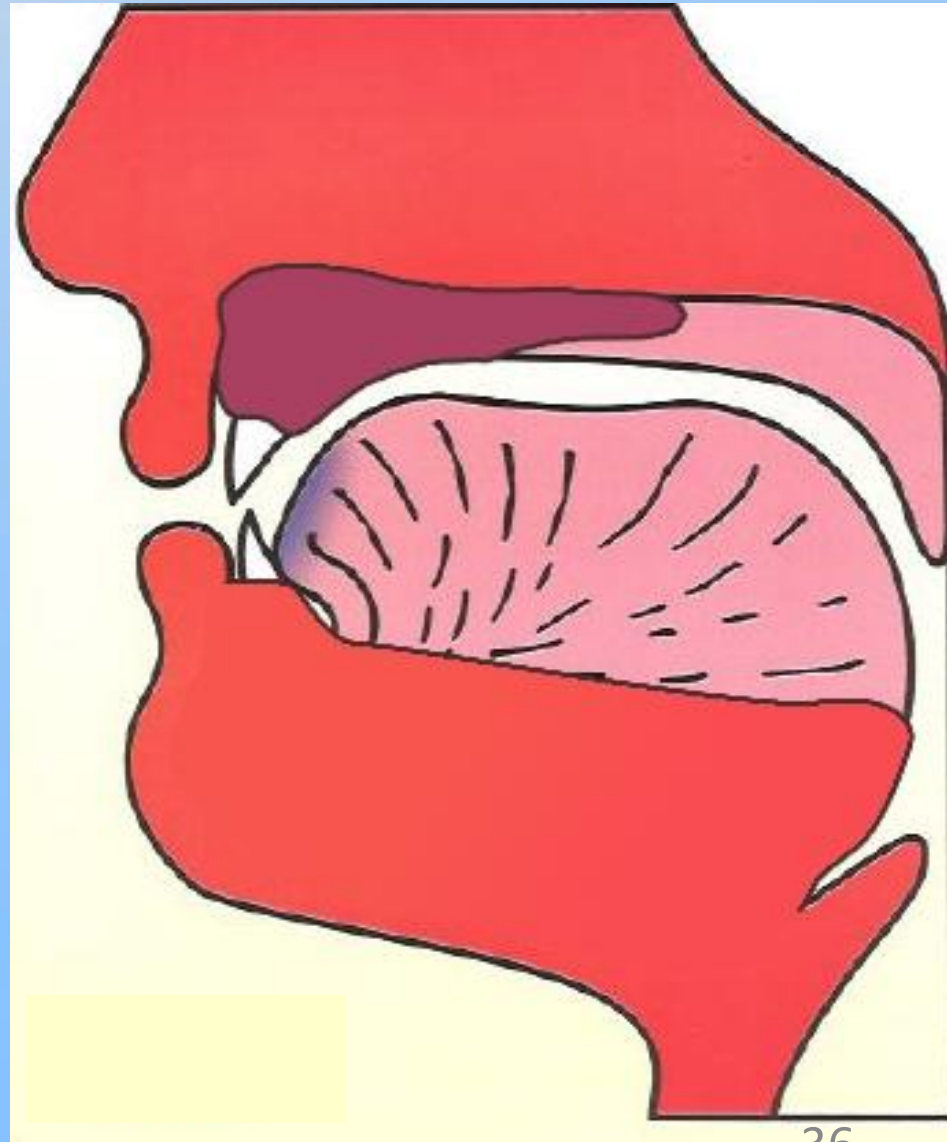



Image is from the book of Sheik Ayman Suwaid




Short Form

1. Identify the face!



2. Put the connector



Short Form

(Beginning or middle)




Full Form



Short Form

(Beginning or middle)

Full Form



Connectors from previous letters

Examples

صلح

مناص

الصد

نقص

With Fathah

Short Form
(Beginning or middle)

طَ

طَ

Full Form

طِي

طَى



Lets practice reading the new letters...

| | | | | |
|--|--|--|--|---|
| | | | | ع |
|--|--|--|--|---|

| | | | | |
|--|--|--|----|----|
| | | | صَ | سَ |
|--|--|--|----|----|

| | | | | |
|--|--|-------|------|----|
| | | نَزَّ | سَسَ | صَ |
|--|--|-------|------|----|

| | | | | |
|--|----|----|----|----|
| | صَ | زَ | سَ | صَ |
|--|----|----|----|----|

| | | | | |
|----|----|----|----|----|
| زَ | صَ | زَ | سَ | صَ |
|----|----|----|----|----|

| | | | | |
|--|--|--|--|---|
| | | | | ز |
|--|--|--|--|---|

| | | | | |
|--|--|--|----|----|
| | | | طَ | زَ |
|--|--|--|----|----|

| | | | | |
|--|--|----|----|----|
| | | سَ | صَ | زَ |
|--|--|----|----|----|

| | | | | |
|--|----|----|----|----|
| | سَ | سَ | صَ | زَ |
|--|----|----|----|----|

صَ

سَ

سَ

صَ

زَ

Don't Mix the letters!

Each one has a unique sound or appearance

Sound



Appearance





Notice the difference!

ط

ص

ط

ص

ط

ص



Notice the difference in **MAKHRAJ**

| | | |
|----|----|----|
| ثَ | سَ | صَ |
| ثَ | سَ | صَ |
| ثَ | سَ | صَ |



Notice the difference in **MAKHRAJ**

| | | |
|----|----|----|
| ظَ | ذَ | زَ |
| ظَ | ذَ | زَ |
| ظَ | ذَ | زَ |



Lets revise what we learnt in previous lessons

| | | | | |
|--|--|--|--|---|
| | | | | ف |
|--|--|--|--|---|



بَ

بُ

فَ

حَ

بَ

ثَ

فَ

ت

ح

ب

ث

ف





فَ

بَ

مَ

مَ

بَ

فَ

وَ

طَ

وَ

فَ

بَ

مَ



دَ

تَ

| | | | | |
|--|--|----|----|----|
| | | طَ | دَ | تَ |
|--|--|----|----|----|

تَد

دَ

طَ

ثَ

ذَ

ثَ

طَ

دَ

ذَ

| | | | | |
|--|--|--|--|---|
| | | | | ج |
|--|--|--|--|---|

بَ

وَ

بَ

وَ

ظَ

بَ

وَ

ظَ

فَ

بَ

وَ

ظَ

فَ

فَ

Let's Play a Game!

I will show you different words.

You will identify the letter that I want.

Where is zaa?

الزيتون

Where is zaa?

النزيتون

Where is zaa?

زقنا

Where is zaa?

زقنا

Where is saa?

حاسد

Where is Seen?

حاسد


Where is Seen?

البائس


Where is Seen?

البائس

Where is saa?



Where is Seen?



Where is Saad?

الصمد

Where is Saad?

الصمد

Where is Saad?

نقص

Where is Saad?

نقص

Where is Saad?

صوم

Where is Saad?

صوم



1

The Letter Poem

(with Fathah)

**With action
please!**

(to remember
attributes)



1

are from the lips

From its middle are:

ج ش ي

From its edges are:

ض ك ق

Six from the throat:

ء ه ع م ن هـ

3

Tongue has many;
12 from the tip

ظ ذ ظ

ث د ط

ز س ص

ل ن ر

2

At the end is: ا

Spoken Arabic

Selections are such that they occur most in the Qur'an!

Muslims

مُسْلِمُونَ

مُسْلِمٌ

Believers

مُؤْمِنُونَ

مُؤْمِنٌ

Disbelievers

كَافِرُونَ

كَافِرٌ

Read it, repeat it, practice it,
and use it wherever possible!

That's it for now.
See you in the next lesson.
Keep praying: رَبِّ زِدْنِي عِلْمًا

وَالسَّلَامُ عَلَيْكُمْ
وَرَحْمَةُ اللَّهِ وَبَرَكَاتُهُ

Acknowledgments

- To the Ever-Merciful Allah who gave me Tawfeeq to serve His Book.
- To my parents for their prayers.
- My wife and children who have been extremely patient because many things were prepared at the cost of family time!
- Br. Abdul Kader Fazlani, Br. Khaja Ahsan and his family for help in different ways.
- Br. Mohsin Siddiqui, Sr. Sana Dossul, Qari Imran Khan for ideas on teaching and other aspects.
- Br. Tariq Aziz, Br. Qurram Qureshi, and Br. Mujtaba Shareef for statistical analysis and programming support.
- Br. Ahmed Shawky for his excellent graphics designs in addition to those by Sr. Shabana Parveen & Acewebdesigns.
- Br. Aamir Irshad and Br. Abdul Quddus Umri for their help in preparation.
- Dr. Abdul Basit Siddiqui, Br. Arshad Iqbal Malik, Br. Arjan Ali, Br. Syed Anisul Hasan, and Sr. Jamila Qavi for their help in translation.
- Br. Daleeluddin Khan, Br. Nawaz Ilyas, Br. Ejaz, Br. Zubair, Br. Farhan, and many others in recording and editing works.
- Br. Maqsood Umri, Br. Osman Umri, Sr. Massarrat Bharucha and so many others for their feedback, support, and prayers.
- May Allah reward them all and accept it from all of us.