

The next slide is at B-sound of

...

Bismillah



Read Al-Quran

The Easy Way

By
Dr. Abdulazeez Abdulraheem

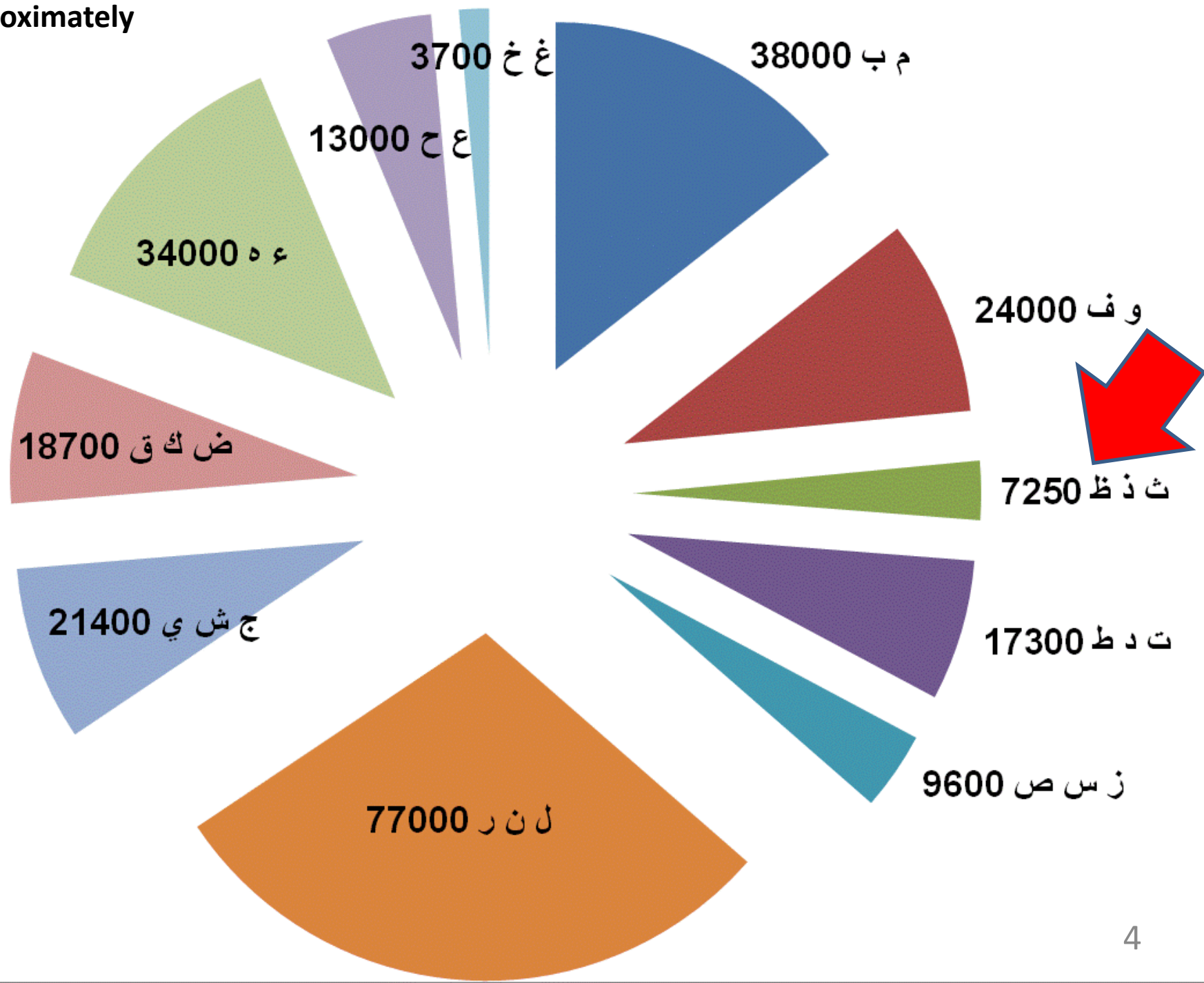
www.understandquran.com
info@understandquran.com

بِسْمِ اللَّهِ الرَّحْمَنِ الرَّحِيمِ
الْحَمْدُ لِلَّهِ وَالصَّلَاةُ وَالسَّلَامُ عَلَى رَسُولِ اللَّهِ
السَّلَامُ عَلَيْكُمْ وَرَحْمَةُ اللَّهِ وَبَرَكَاتُهُ

Lesson-3

ث ذ ظ

Approximately



Relax & Smile!

Take a deep
breath



You are the best! Why? The Prophet pbuh said so!
You **learn best** and **remember more** when you feel good!

You have learnt

Letter Meem looks like a mike



**A big round head and
a long curvy tail**

We have learnt



We have learnt




It has a thick long tail

We have learnt



Revision... Remember the Shapes!

The Letter Poem



We will learn 3 letters today.
Keep your tongue tip out... a little (a mm)






Clue!:

ثلاثة
Three

ثمر



Clue!: three; ثلثة، ثمر



Clue!: three; ثلاثه، ثمر



The dots are placed a little above.

Touch the tip of the tongue to the edge of the upper teeth and blow with a light sound.



Take just a mm out

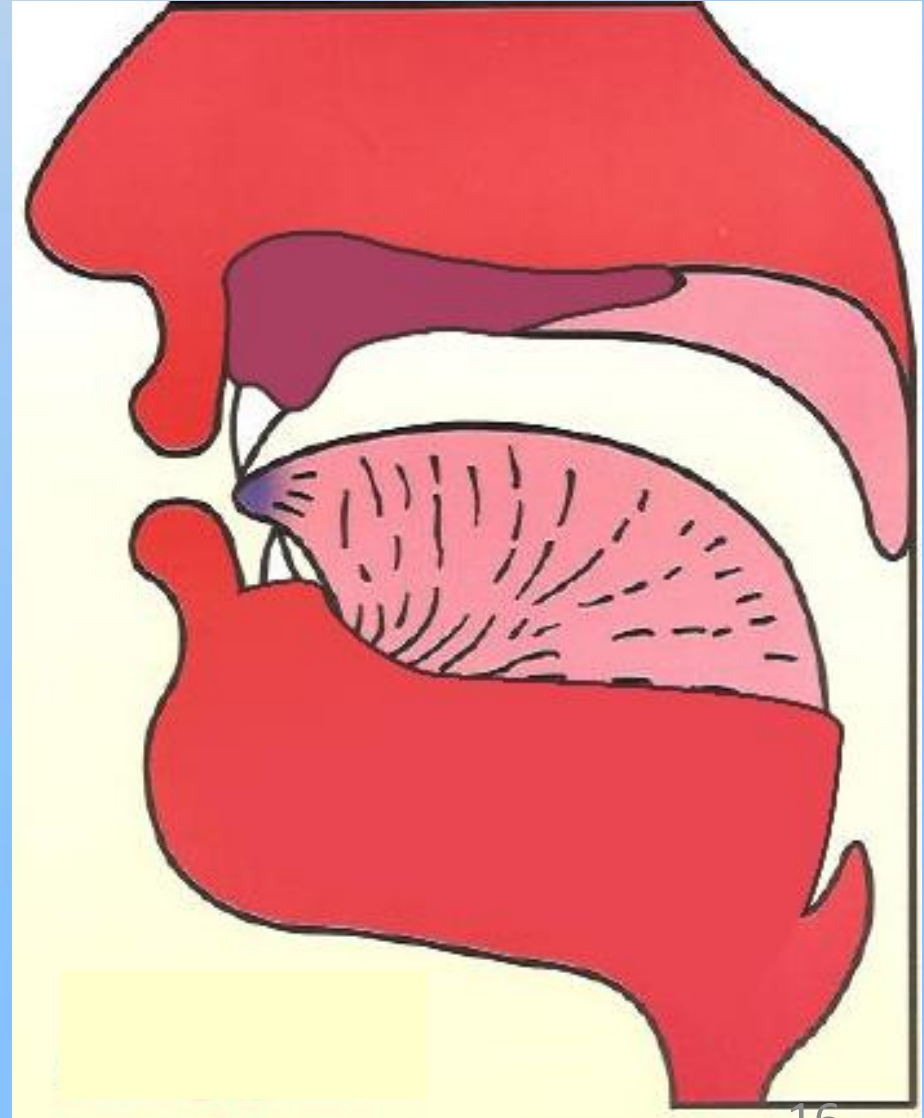



Image is from the book of Sheik Ayman Suwaid



“The one who taught by the pen”

Strokes for Arabic Letters






Short Form

1. Identify the face!



**2. Put the connector
after moving the dots**



Short Form

(Beginning or middle)



Full Form



Short Form

(Beginning or middle)

Full Form

ش

ش

ش

ش



Connectors from previous letters

4th Examples in words!

تم

مئوی

یغوت

حیت

With Fathah

Short Form
(Beginning or middle)

ف

ف

Full Form

ف

ف

Second Letter

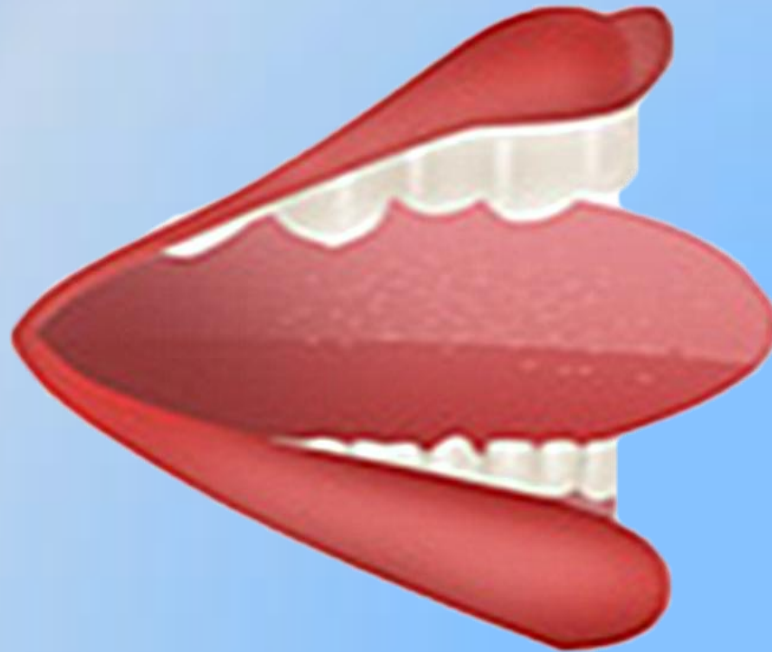


Say it as : Zaal

Shape of Letter ذ

Exaggerated picture...

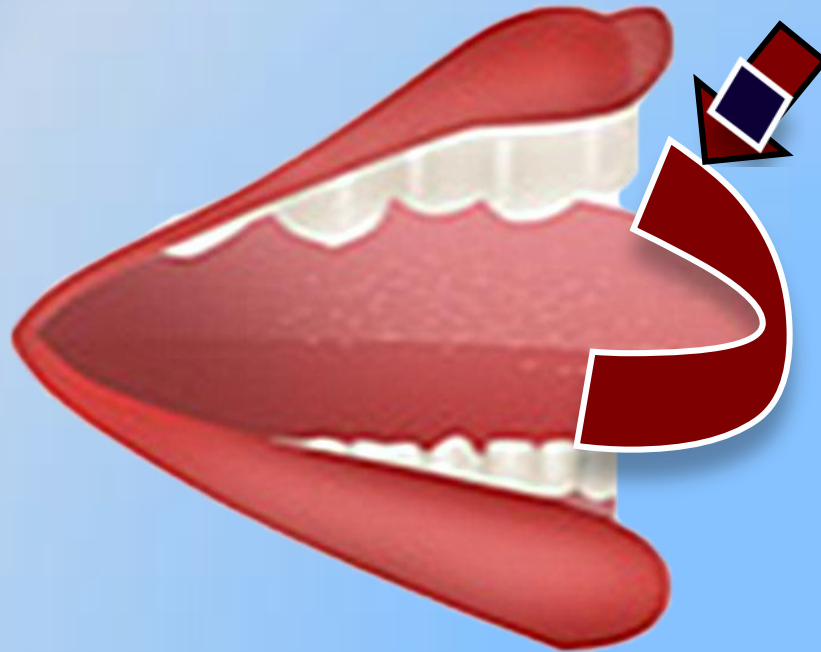
Don't take out this much



Shape of Letter ش

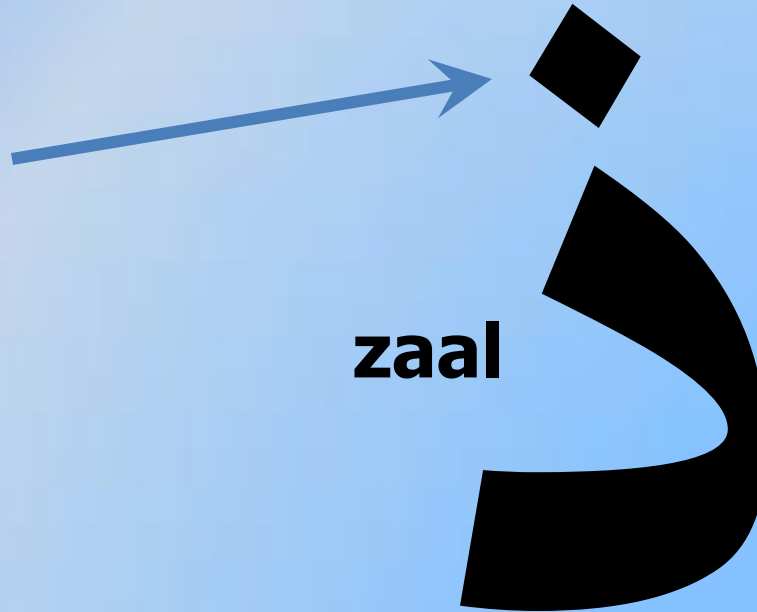
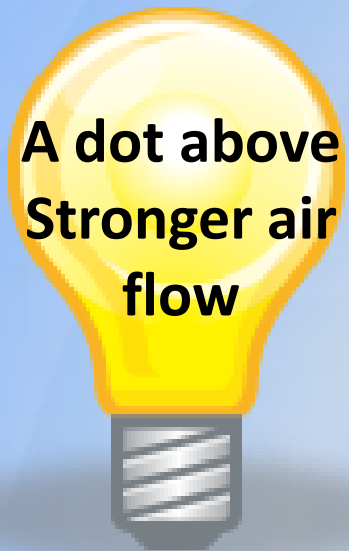
Exaggerated picture...

Don't take out this much



Don't take out such a big tongue! Just the tip is enough!

Shape of Letter ذ



Touch the tip of the tongue to the edge of the upper teeth and blow with a strong sound.

zaal



Take just a mm out

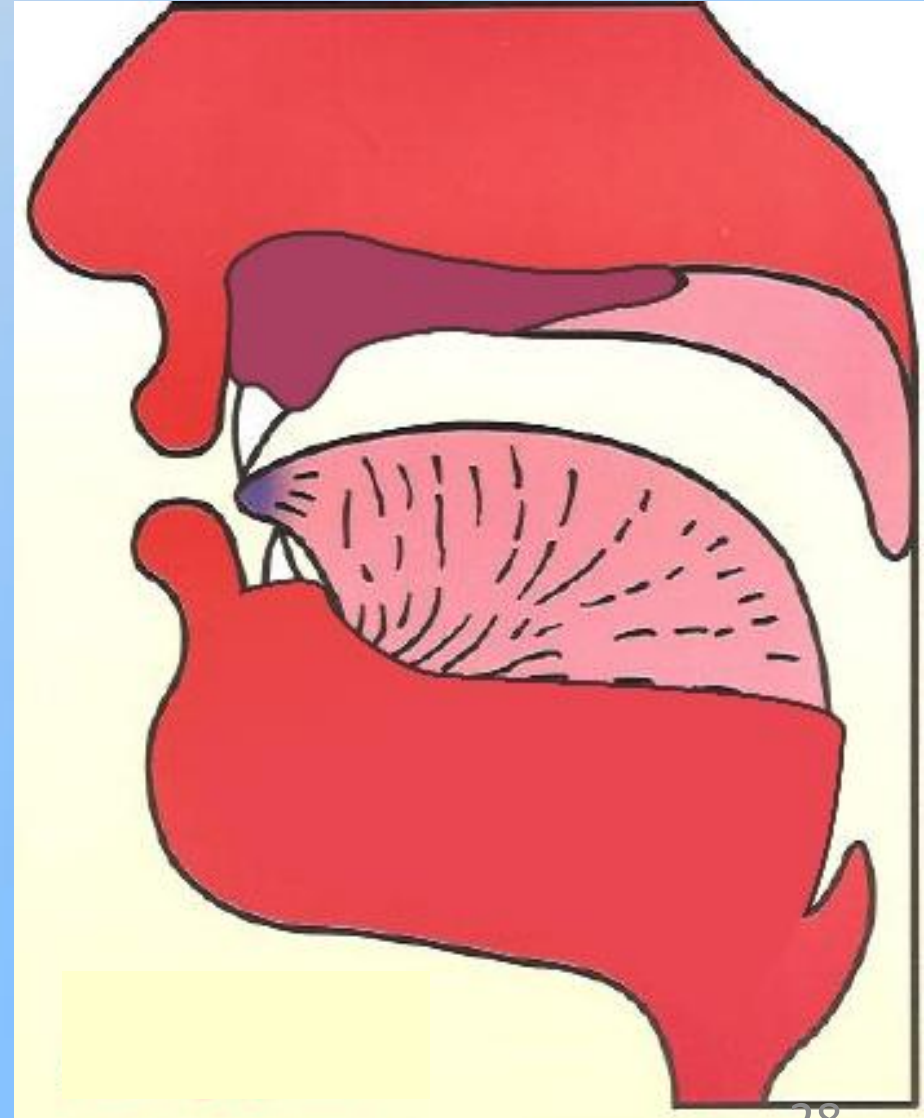


Image is from the book of Sheik Ayman Suwaid



zaal



Almost like a half circle

ذ is too thin and small. (just like و). It is no wide face. Therefore, it has no short form. It has full form only.

Thin letter → No connector after it.

zaal ذ

Short Form

(Beginning or middle)

ذ

Full Form

ذ

Short Form

(Beginning or middle)

Full Form

ذ

ذ

Little change in
cursive writing

ذ

Little change in
cursive writing

ذ



Connectors from previous letters

Examples

ذلك

حذر

إذا

يذ

With Fathah

Short Form
(Beginning or middle)

ذَ

ذِ

Full Form


ذَ

ذِ

Third Letter

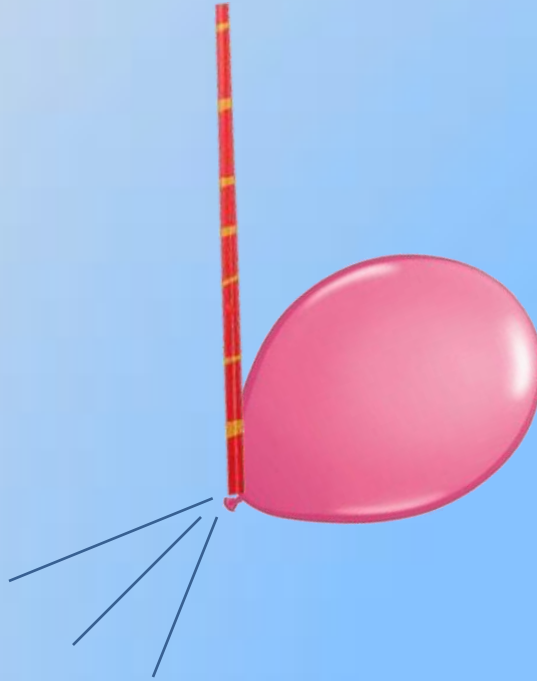


Shape of Letter ظ



Imagine a balloon with air coming out of it!

Shape of Letter ظ



If you try to stop the air flow with a stick! What sound will it make?

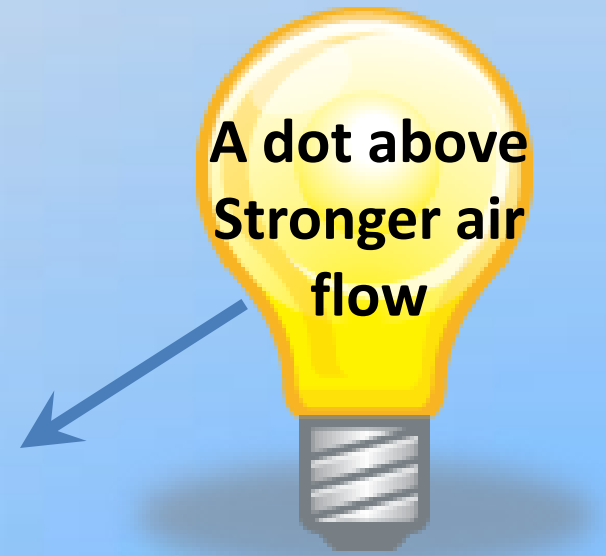
Shape of Letter ظ



ظ has a big balloon shape at the bottom with a stick on top!

ظ

**Very thick &
High Sounding**



**A dot above
Stronger air
flow**

Touch the tip of the tongue to the edge of the upper teeth and blow with a very thick & high sound.



Shape of the tongue!

Very thick & High Sounding

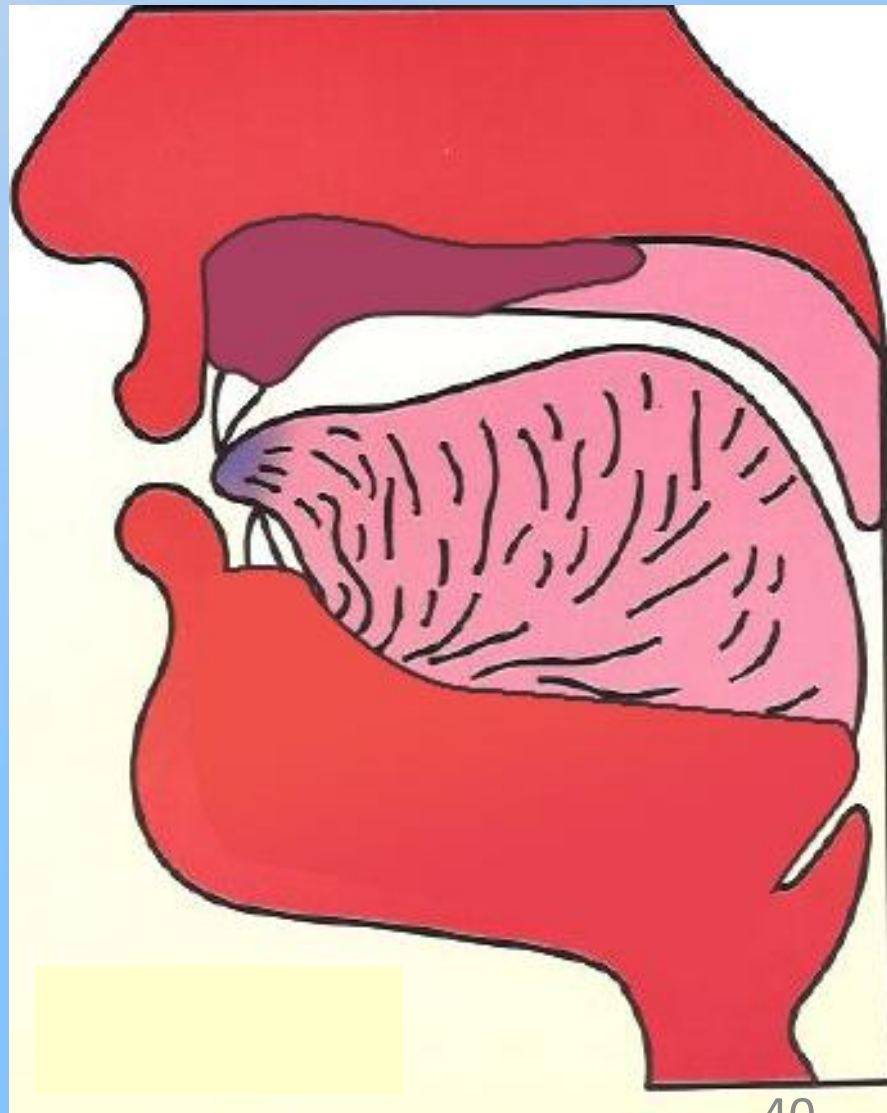
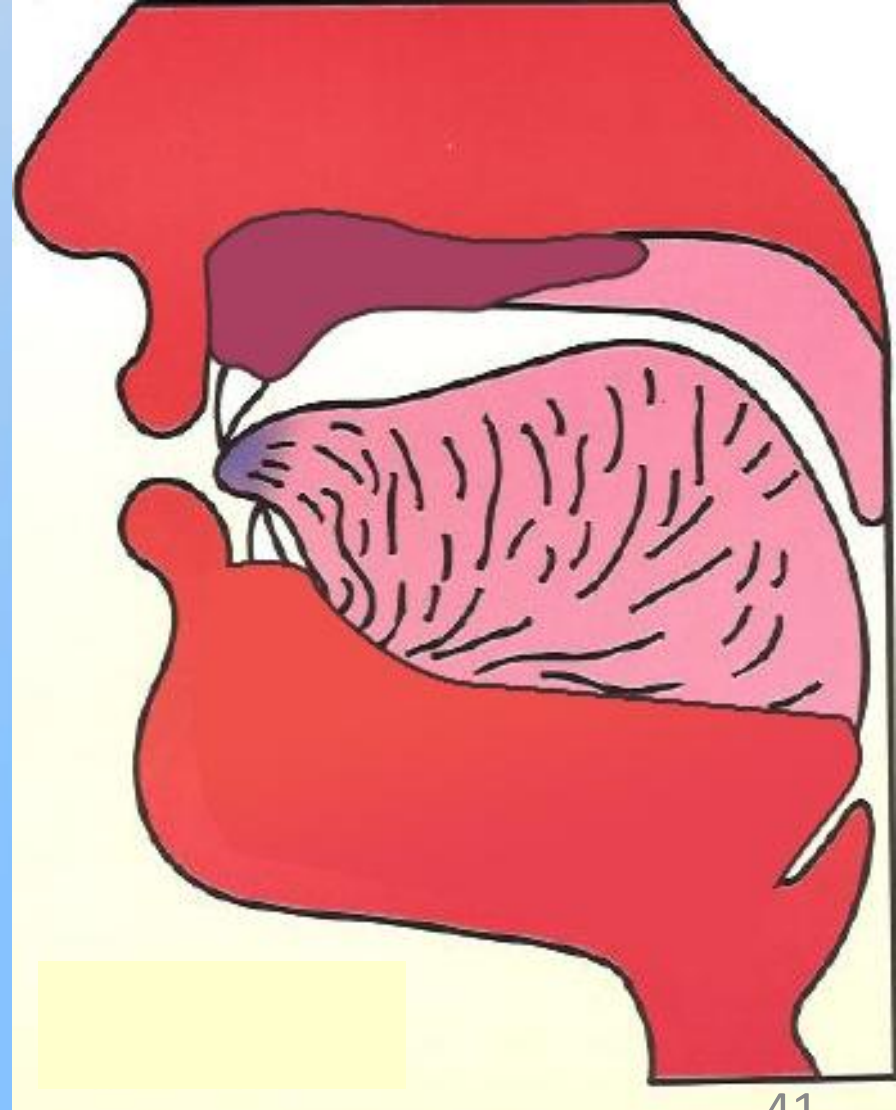


Image is from the book of Sheik Ayman Suwaid

Shape of ظ ; thick tongue.

ظ





**If you start from the top to catch the face,
you get only a stick!
You have to take it full to get its face.
It is not thin, so it has a connector!**



Short Form

1. Identify the face!



2. Put the connector



Short Form

(Beginning or middle)

ظ

Full Form

ظ

Short Form

(Beginning or middle)

Full Form

ظ

ظ

ظ

ظ



Connectors from previous letters

Examples

ظلمت

عظيم

شواظ

حافظ

With Fathah

Short Form
(Beginning or middle)

Full Form

ظ

ظ

ظ

ظ



Lets practice reading the new letters...

				ظَا
--	--	--	--	-----

			ث	ظ
--	--	--	---	---

		ذَ	ثَ	ظَ
--	--	----	----	----

	ظَ	ذَ	ثَ	ظَ
--	----	----	----	----

ظَ	ظَ	ذَ	ثَ	ظَ
----	----	----	----	----

Don't Mix the letters!

Each one has a unique sound or appearance

Sound



Appearance





Notice the difference!

ث

ب

ث

ب

ث

ب



Lets revise what we learnt in previous lessons


				فـ
--	--	--	--	----



			حَ	فَ
--	--	--	----	----

		و	ح	ف
--	--	---	---	---

	فَ	وَ	مَ	فَ
--	----	----	----	----

فَ	فَ	وَ	حَ	فَ
----	----	----	----	----

				
--	--	--	--	---

				
--	--	--	---	---

		حَ	بَ	عَ
--	--	----	----	----

	فَ	حَ	بَ	حَ
--	----	----	----	----

ذَ	فَ	حَ	بَ	حَ
----	----	----	----	----

				ج
--	--	--	--	---

			فَ	بَ
--	--	--	----	----

		بَ	فَ	بِ
--	--	----	----	----

	و	ب	م	ب
--	---	---	---	---

فَ	وَ	بَ	مَ	بَ
----	----	----	----	----

Let's Play a Game!

I will show you different words.

You will identify the letter that I want.

Where is thaa?

الكوتير


Where is thaa?

الكوتو

Where is thaa?



Where is thaa?



Where is thaa?

مٹوی

Where is thaa?

صوي

Where is dhaa?

الذيين

Where is dhaa?

الذین

Where is dhaa?

ذاکرین

Where is dhaa?

ذاکرین

Where is Dhaa?

عظيمة

Where is Dhaa?



Where is Dhaa?

ظلمت

Where is Dhaa?

ظلمت

Where is Dhaa?

حافظ

Where is Dhaa?


حافظ

Revision...

The Letter Poem

are from the lips!

م ب و ف



**Tongue has many;
12 from the tip**



**With action
please!**

(to remember attributes)

Spoken Arabic

Selections are such that they occur most in the Qur'an!

1295
times

He
They

هُوَ
هُمْ

You
You all

أَنْتَ
أَنْتُمْ

I
We

أَنَا
نَحْنُ

Read it, repeat it, practice it,
and use it wherever possible!

That's it for now.
See you in the next lesson.
Keep praying: رَبِّ زِدْنِي عِلْمًا

وَالسَّلَامُ عَلَيْكُمْ
وَرَحْمَةُ اللَّهِ وَبَرَكَاتُهُ

Acknowledgments

- To the Ever-Merciful Allah who gave me Tawfeeq to serve His Book.
- To my parents for their prayers.
- My wife and children who have been extremely patient because many things were prepared at the cost of family time!
- Br. Abdul Kader Fazlani, Br. Khaja Ahsan and his family for help in different ways.
- Br. Mohsin Siddiqui, Sr. Sana Dossul, Qari Imran Khan for ideas on teaching and other aspects.
- Br. Tariq Aziz, Br. Qurram Qureshi, and Br. Mujtaba Shareef for statistical analysis and programming support.
- Br. Ahmed Shawky for his excellent graphics designs in addition to those by Sr. Shabana Parveen & Acewebdesigns.
- Br. Aamir Irshad and Br. Abdul Quddus Umri for their help in preparation.
- Dr. Abdul Basit Siddiqui, Br. Arshad Iqbal Malik, Br. Arjan Ali, Br. Syed Anisul Hasan, and Sr. Jamila Qavi for their help in translation.
- Br. Daleeluddin Khan, Br. Nawaz Ilyas, Br. Ejaz, Br. Zubair, Br. Farhan, and many others in recording and editing works.
- Br. Maqsood Umri, Br. Osman Umri, Sr. Massarrat Bharucha and so many others for their feedback, support, and prayers.
- May Allah reward them all and accept it from all of us.