



# Let's Read Al-Qur'an

the easy way & with Tajweed

Book - 2

With Workbook

Learn Arabic letters and rules of  
Tajweed through poems and TPI.



Compiled by:

**Dr. Abdulazeez Abdulraheem**

Founder & Director, Understand Al-Qur'an Academy

"We need support to produce high quality videos, e books,  
posters, flash cards, ppts etc.

**If you have received this file for free and you would like to pay,  
please**

**Click Here**

**or scan**



We will be sincerely thankful to you for helping us to make  
the learning and understanding of Quran easy



### Hamzah sakinah

ءْ اُ وُئْ

### Soft Waw & Yaa

اَوْ  
اَيْ

### Hams (Sukoon on تْ & كْ)

اَكْ اَتْ

### Qalqalah Letters

اَقْ اَطْ اَبْ  
اَجْ اَدْ

### Qamari Letters



### Shamsi Letters



بِسْمِ اللَّهِ الرَّحْمَنِ الرَّحِيمِ

خَيْرُكُمْ مَنْ تَعَلَّمَ الْقُرْآنَ وَعَلَّمَهُ

The best among you is he who learns and teaches the Qur'an. (Bukhari)

# Let's Read AL-QUR'AN

*the easy way & with tajweed*  
with workbook

Book-2

**Dr. Abdulazeez Abdulraheem**

Founder & Director Understand Al-Qur'an Academy



[www.understandquran.com](http://www.understandquran.com)

© Copyrights for the publication

All rights are reserved with "Edusuite Solutions Private Limited".  
No part of this publication may be reproduced, stored in a retrieval system or transmitted in any form or by any means, electronic, mechanical, photo copy, recording or otherwise without prior permission of "Edusuite Solutions Private Limited".

### **Book Name:**

**Let's Read AL-QUR'AN**  
the easy way & with Tajweed **Book-2**

### **Compiled by:**

**Dr. Abdulazeez Abdulraheem**  
Founder & Director: Understand Al-Qur'an Academy

### **Fifth Edition:**

**September 2021, 2000 Copies**

### **Pages:**

**80**

**Publisher**



Plot No. 13-6-434/B/41, 2nd Floor, Omnagar,  
Langar House, Hyderabad - 500 008.  
Telangana - INDIA  
Ph.: +91- 9652 430 971 / +91-40-23511371  
Website: [www.understandquran.com](http://www.understandquran.com)  
Email: [info@understandquran.com](mailto:info@understandquran.com)

### **Research & Development**

Mohsin Siddiqui  
Mohammed Furqan Falahi  
Aamir Irshad Faizi  
Abdul Quddoos Umari  
Irshad Alam Nadwi  
Usama Saleha

### **Reviewers**

Dr. Usman Ahmad  
Mohamed Maqsood Hussain Umri  
Maulana Ilyas Ameer Baghdadi Mazahiri

### **Advisors**

Khursheed Anwar Nadwi  
Fazil Darul Uloom Nadwatul Ulama  
Kamil Jamia Nizamia  
Sana Dossul, Qari Imran

### **Contributors**

Dr. Abdul Qadir Fazlani  
Khawja Nizamuddin Ahsan  
Abdul Raheem Nayeem Uddin  
Mohammad Younus Jamaei

### **Translators**

Dr. Abdul Basit Siddiqui  
Mr. Arjan Ali  
Sayyed Aneesul Hasan  
Mujahidullah Khan

### **Arabic Font Designers**

Late Shakeel Ahmad, Ayesha Fawzia

### **Graphic Designers**

Kafeel Ahmad Faizi

### **Qur'anic Words Count**

Tarique Azeez, Mujtaba Shareef  
[corpus.quran.com](http://corpus.quran.com)

## Table of Contents

Lesson Number	Lesson Name	Page Number
	Preface.....	IV
	Introduction of the Academy.....	V
	How to use this book.....	VI
	Lesson plan guidelines.....	VII
<b>Part - 3 (Tajweed Rules / Qawa'id)</b>		
34	Shaddah on (م & ن) .....	12
35	Revision - 29 to 34 .....	13
36	Rules of Madd .....	16
37	Separated letters.....	19
38	Laam of the word "Allah" .....	22
39	Shamsi letters.....	23
40	Qamari letters.....	27
41	Rules of Meem Sakinah .....	29
42	Rules of Raa .....	32
43	Show (Izhar) (to show Noon Saakinah & Tanween) .....	34
44	Hide (Ikhfa) (to hide Noon Saakinah & Tanween) .....	37
45	Merge (Idghaam) (to Noon Saakinah / Tanween with next letter).....	39
46	Change (Iqlaab) (Noon Saakinah / Tanween with Meem Saakinah) .....	42
47	The tiny Noon (Noon Qutni) .....	43
48	Silent letters.....	47
49	Revision - 36 to 48 .....	49
50	Rules for starting & stopping of the recitation .....	52
	Stop signs during Tilawat .....	59
	20 frequently repeated words in the Qur'an.....	62
	Prefixes and suffixes .....	63
	Tajweed Practice -1 .....	64
	Tajweed Practice -2 .....	69
	Islamic Studies .....	72

## PREFACE

All praise and thanks are due to Allah, and peace and blessings be upon His Messenger who said: "The best among you is the one who learns the Qur'an and teaches it" [Bukhari].

A product was needed for schools to teach the students with high quality on learning to recite Al-Qur'an in a short span of time while ensuring their participation and interest. Read Al-Qur'an Series, is a humble effort to make the learning of the Qur'an easy and at the same time meet the school requirements. Some of the unique features are summarized below:

1. Read Al Qur'an – the easy way & with Tajweed is covered in 3 parts. Part 1: Letters, Part 2: Harakat, and Part 3: Rules of Tajweed.
2. Letters are taught in phonetic order, with the help of a poem using TPI (Total Physical Interaction) involving fingers. This helps in clarity of Makharij. Full forms and short forms of letters are taught to make the reading simple. Harakat based rhymes makes it easy to practice the Makharij of the letters under different Harakat. To teach the letter shapes and rules of recitation, stories are used to make it easy and fun.
3. Harakat are also taught using a rhyme and stories that suit children's interests.
4. For practice, 400 words that have high frequency of occurrence in Al-Qur'an are selected. These words constitute 50% of total words of Qur'an. Meaning of these words are also provided.
5. A special font is designed for Arabic here. Every vowel sign is placed close to the letter and the signs of one letter stay within its width.
6. Rules of recitation are taught from easy to challenging ones and at the end a unique word-by-word explanation of rules is provided for practical implementation of these rules.

Insha'Allah you will find this course simple, interesting, and based on the latest teaching methodology. It will Insha'Allah be easy for the teacher to adopt and teach. Complete teaching and learning resources are developed which include presentations, videos, mobile games, and Quran lab activities like flash cards, posters, and magnetic letters.

Please introduce this course in schools, colleges, Masjids, communities, and within your families. Let us work together to promote the correct reading and understanding of the Holy Qur'an.

We offer our sincere appreciation to the whole UQA team of researchers, developers, academicians, and consultants who supported this work out of their immense love of Qur'an. I would also like to thank my parents for their prayers, and my wife, Tabinda Tahseen, and my sons, Sulaiman and Usamah, and daughter Samah for their cooperation and support. May Allah reward them all abundantly.

The diagrams of Makharij are taken from the book written by the world famous Syrian Qari, Sheik Ayman Suwaid, with his permission that I personally got from him during Qur'an conference in Bahrain, 2013.

May Allah protect us from errors. If they were committed inadvertently, we beg for His Divine forgiveness. Please give us feedback and inform us of any errors so that we can correct them in future editions.

Abdulazeez Abdulraheem

September, 2021

[info@understandquran.com](mailto:info@understandquran.com)

## INTRODUCTION OF UNDERSTAND AL-QUR'AN ACADEMY

**OBJECTIVES OF THE ACADEMY:** (1) To bring the Muslims back to the Qur'an and to help in bringing up a Qur'anic generation who recites the Qur'an, understands it, practices it, and conveys it to others. (2) To present the Qur'an as the most interesting, easy, simple, effective, and relevant book in our daily life as well as the most important book for success in this world and the Hereafter. (3) To provide the basic knowledge of Hadith with the purpose of creating love and respect towards Prophet Muhammad ﷺ. because his life is a practical demonstration of the Qur'anic teachings. (4) To teach them how to read the Qur'an with Tajweed and with understanding (5) To produce the required course materials (books, videos, posters, vocabulary cards, booklets, etc.) under the supervision of Islamic scholars and design a syllabus that caters to the need of schools and Madaaris. (6) To conduct short courses for busy professionals or businessmen. (7) To make learning of the Qur'an easy by using easy, modern and scientific methods and techniques of teaching.

Our objective is not to produce scholars of the Qur'an. Alhamdulillah, many institutions are already doing this work. The mission of the academy is to make ordinary Muslims and school students (especially our young generation) understand the basic message of the Qur'an.

**WHY THIS WORK?:** Majority of the non-Arab Muslims do not understand the Qur'an. In the present scenario, the teaching of the Qur'an is extremely necessary because on the one hand there is a storm of obscenity and materialism on TV, press, and social media and on the other hand there are continuous attacks on Islam, the Qur'an, and the Prophet ﷺ to weaken our faith in the Qur'an and Islam. It is, therefore, a must for our coming generation to understand the Qur'an and the Islamic teachings to face the challenges and to convey the true message of Allah to the world and in turn make everyone successful in this world and in the Hereafter.

**BRIEF HISTORY:** By the Grace of Allah, [www.understandquran.com](http://www.understandquran.com) was launched in 1998. Since then we are constantly striving to make learning of the Qur'an simple, easy, and effective by developing courses and related materials. Our Level-1 course on understanding the Qur'an (50% of Qur'anic words) is being taught in almost 25 countries and is translated into 20 international languages. It is relayed on five national and international TV channels too. The syllabus of Read Al-Qur'an and Understand Al-Qur'an is now implemented in more than 2000 schools, Alhamdulillah.

The Messenger of Allah ﷺ said: **بَلِّغُوا عَنِّي وَ لَوْ آيَةً** "Convey from me, even if it is only one verse". Therefore come and join us to spread this noble work, wherever you are; try to learn this course and introduce it in your nearby mosques, schools, Madaaris, and community centers. Connect the children and elders to this course and build a strong team to carry out this noble task.

Lastly, we pray to Allah to accept our efforts in serving His Magnificent Book, keep us away from show off, save us from sins, and protect us from mistakes.

رَبَّنَا تَقَبَّلْ مِنَّا إِنَّكَ أَنْتَ السَّمِيعُ الْعَلِيمُ، وَتُبْ عَلَيْنَا إِنَّكَ أَنْتَ التَّوَّابُ الرَّحِيمُ، وَاعْفُ لَنَا، إِنَّكَ أَنْتَ الْعَفُورُ الرَّحِيمُ، وَحَرِّكْهُمُ اللَّهُ حَيْرًا •



## How to use this book

### About the book

Complete Tajweed is taught in Book–01 and Book–02 in easy steps. These books can be taught in Grade-1 and Grade-2, respectively. **Book–02: Lets Read Al Qur'an – the easy way with Tajweed** is for those who have completed Book–01, i.e., who have already completed the Arabic letters and Harakaat. It is designed to fit into the school curriculum which can spread over an entire academic year. It can also be taught in higher classes if needed.

Book-01 and Book-02 can be combined as a “**Tajweed Refresher Course**” for those who would like to revise Tajweed in an easy and quick way.

**Book–02** is organized into two sections:

- **Section A** covers the Read Al-Qur'an.
- **Section B** covers the Islamic Studies.

**Section A:** Lessons 34 – 50 covers the Rules of Tajweed. Sight and Sound vocabulary is developed in these lessons with necessary practice.

Qur'an Lab activities are given in teacher guide. The lesson-wise activities reinforce the concepts learnt. The activities ensure student engagement and high quality of learning.

**Section B:** has Islamic studies divided into simple monthly lessons. Each monthly lesson has Aqeedah, Dua, Hadeeth, Akhlaaq, Seerah and Qur'an. All topics are so chosen which are easy to understand and relevant to the students' life. Memorization of Surahs that are recited daily are done, along with Duas, morning & evening Azkaar are covered.

### Course organization

1. To successfully complete the course, **a minimum of 4 periods** per week are required.
2. It is better to have a UQA certified teacher for teaching this course. Visit our website for teacher training certification.
3. The course can be taught with the help of presentations and videos in a smart classroom.
4. The course material consists of textbook, workbook, presentations, videos, posters, flashcards, games, and a teacher's guide.
5. Qur'an Lab activities are a part of the course to enhance the learning and increasing student engagement.
6. For more details please refer official website:

[www.understandquran.com/teacher\\_resources.html](http://www.understandquran.com/teacher_resources.html)

Assuming 30 weeks are available in an academic year with 4 periods per week, a sample schedule is given below:

### Sample schedule (4 periods/week Total 120 Periods)

**Lessons 34 – 50** require 4 periods per week per lesson. First two periods will deal with the explanation and practice while the third and fourth period will have Qur'an Lab, writing practice and related learning activities will be carried out.

Total Periods: 64 periods

**Islamic Studies (8 lessons)** require 2 periods per lesson.

Total Periods: 16 periods

**Revisions** require 24 periods.

Total periods: 24 periods

**Quiz, Exams** requires 16 periods.

Total periods: 16 periods

## Lesson Plan Guidelines

The lesson plan components are given below with suggested timings. More details are available at the following link: [www.understandquran.com/teacher\\_resources.html](http://www.understandquran.com/teacher_resources.html). A teacher can select them according to the need.

S No	Topic	Time in Min
<b>1</b>	<b>Greetings: (See Teacher's Guide for complete list)</b> <ul style="list-style-type: none"> <li>Enter the class with full of energy, good posture, and with a smile on the face!</li> <li>The teacher should look towards the students and say salaam in a pleasant and audible voice.</li> <li>Don't start arranging your material or taking attendance or some activity that doesn't involve students during the first 5 minutes.</li> <li>Tell a positive and a motivating point; show the students that you are in a good mood today. To set a positive and happy mood of the class, don't point out the deficiencies in students or talk negative about systems or weather etc.</li> <li>Ask them "Kaifa Haalukum: How are you?" and train them to say: Alhamdulillah with a smile.</li> </ul>	<b>1 min</b>
<b>2</b>	<b>Tazkiyah (Zikr of Allah): (See Teacher's Guide for complete list)</b> It is essential that the students develop the habit of doing Zikr. This will have great benefit on various aspects of life. Let the students repeat after teacher any of the Azkaar such as Allahu Akbar 10 times, Subhan Allah 10 times, etc.	<b>1 min</b>
<b>3</b>	<b>Tarbiyah or Life skills (Applied Islam): (See Teacher's Guide for complete list)</b> Developing life skills and manners in action is an essential part of the teaching. Give the students daily dosage of the life skills derived from the Sunnah. For example, smiling, controlling anger, pleasing parents, saying salaam, forgiving faults of others, seeking forgiveness, etc. These should be done with the help of stories from Seerah & of Sahabah and pious people.	<b>1 min</b>
<b>4</b>	<b>Dua for students: (See Teacher's Guide for complete list)</b> To develop a true relationship, it is essential that teacher should be a well-wisher of students. Give Duas to students daily. For example, May Allah bless you with success in this world and Jannah in the next world.	<b>½</b>
<b>5</b>	<b>Islamic Studies:</b> Topics of Islamic Studies are covered in small parts.	<b>5</b>
<b>6</b>	<b>Surah Practice (Memorize &amp; Improve Tajweed): (See Teacher's Guide for complete list)</b> The students will repeat after the teacher. The teacher will point out common Tajweed mistakes.	<b>2</b>
<b>7</b>	<b>Revision: (See Teacher's Guide for complete revision plan)</b> Before starting a new lesson, previous lessons should be revised. This will reinforce previously covered lessons.	<b>3</b>
	<b>RQ Lesson:</b>	
<b>8</b>	Enlist the learning outcomes. Warm-up questions should be asked before starting a new lesson. Explicit Instruction: This includes introduction, explanation of rule/letter, the examples of these rules/letters in common use (if any).	<b>8</b>
<b>9</b>	<b>Practice:</b> Develop sight vocabulary, i.e., develop such a skill in the student that he can recognize a word by seeing it within a second. To develop this, the students should repeat different words after the teacher many times. Ensure the student can read within 2 seconds. Develop Sound Vocabulary: Students should be able to identify the word and repeat it just by listening from the teacher.	<b>30</b>
<b>10</b>	<b>Qur'an Lab Session:</b> This session is conducted in a Qur'an Lab where Qur'anic language learning tools are provided. Tools like flash cards, posters, sand writing, blocks, puzzles and other learning activities, ensures higher learning and greater student engagement. This ensures rigorous practice, group competitions and writing practice	<b>10</b>
<b>11</b>	<b>Student Assessment:</b> Collective Assessment: Teacher does the sight & sound vocabulary tests. Individual Assessment: Teacher will individually test the students for sight and sound vocabulary, Identify the slow learners and report them for remedial classes. In summary, a student should be able read, write and pronounce Qur'anic words and verses while recognizing the underlining rules.	<b>5</b>
<b>12</b>	<b>Review &amp; Close out:</b> Quick review of what the students have learnt in the class.	<b>2</b>



## Revision of Part 1 & 2



# Introduction of Makharij Arabic letters (alphabets)

### Arabic Letters Poem

م ب و ف : are from the lips  
Tongue has many, 12 from the Tip:  
ث ذ ظ، ت د ط، ز س ص، ل ر  
From its middle are: ج ش ي  
From its edges are: ض ك ق  
Six from the throat: ع ح، غ خ  
and at the end: ا

ن +  
ص ض ط ظ  
ك +



(اطباق) Very thick & high

ن +  
ق غ خ  
ك +



(استعلاء) High

ا لله  
ر ا ر ر ر



(تفخيم) Thick



(استفاله) Low

### Strokes for making Arabic letters



Standing line: ( | ), Sleeping line: ( ..... ), Slanting line: ( / ), Quarter circle: ( 1/4 circle ),

Half circle: ( 1/2 circle ), Full circle: ( circle ), Tiny Boat: ( tiny boat ), Small Cup: ( small cup ),

Big Cup: ( big cup ), Tongue: ( tongue ), Small hook: ( small hook ), Big hook: ( big hook ).

### Teachers' Note

Teachers are advised to make sure to complete this revision before starting the book in order to revise the lessons taught in previous book.

# Arabic Letter

Lesson No.  
1-12

ا	ب	و	ف	م
ا	ب ب ب	و	ف ف ف	م م م
ط	ذ	ظ	ت	ث
ط ط ط	ذ ذ ذ	ظ ظ ظ	ت ت ت	ث ث ث
ر	س	ص	ل	ز
ر ر ر	س س س	ص ص ص	ل ل ل	ز ز ز
ق	ش	ي	ض	ج
ق ق ق	ش ش ش	ي ي ي	ض ض ض	ج ج ج
خ	ه	ع	ح	ء
خ خ خ	ه ه ه	ع ع ع	ح ح ح	ء ء ء

## Harakaath

### Harakaath Poem

و ي ا

Waw Mad Yaa Mad Alif Mad

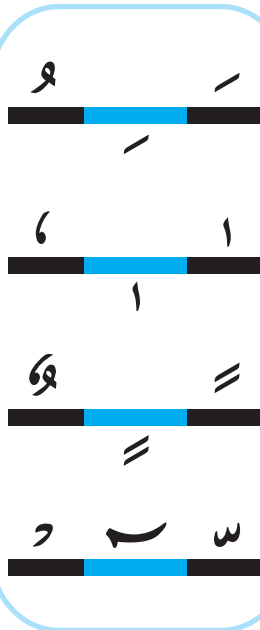
ن ن ن

Fathah  
Kasrah  
Dhammah


Standing Fathah  
Standing Kasrah  
Inverted Dhammah

Double Fathah  
Double Kasrah  
Double Dhammah


Shaddah  
Mad  
Sukoon



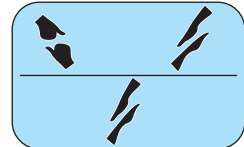
a  
e  
u



aa  
ee  
uu



an  
in  
un



Shaddah  
Madd  
Sukoon



## Revision of Lessons

Lesson No.  
13-33

Fathah (Zabar)  
Alif Madd

Kasrah (Zair)  
Yaa Madd

Dhamma (Pesh)  
Waw Madd

Standing Fathah,  
Standing Kasrah,  
Inverted Dhammah

Sukoon

Soft Waw  
Soft Yaa

Hamzah  
Saakinah

Qalqalah Letters

Hams

Double Fatha  
Double Kasrah  
Double Dhammah

Shaddah

Shaddah with  
Tanween

لَنَا	وَلَا	مَا	تَر	لَكَ
حِينَ	فِي	لِكَ	لِمَ	هِيَ
لَذُو	هُودُ	دُونَ	دَارُ	هُوَ
دَاوَدَ	بِهِ	الْفِ	عَلَى	اَدَمَ
مُحَر	فَاعُ	فَانُ	قُلْ	هُمْ
حَيْثُ	عَلَيْكَ	كَيْفَ	سَوْفَ	أَوْ
يُوتَ	فَاتُوا	بَاسَ	شِئْتَ	بِئْسَ
مَطْلَعِ	لَقَدْ	تَجَرَّى	إِبْنُ	خَلَقْنَا
ذِكْرُ	أَكْثَرُ	أَكْبَرُ	وَالْفِتْنَةُ	قَالَتْ
بَشَرُ	قَوْمِ	بَعْضِ	مَثَلًا	بَابًا
رُدُّوْا	رَبِّىْ	بِكُلِّ	إِلَّا	شَرِّ
قَوِىُّ	رَبِّ	صَمِّ	فَجِّ	عَفْوًا

## PART - 3

### Tajweed Rules / Qawa'id

لام : اللّٰه، الّ

ميم : مّ، مّ

نون : نّ، نّ، نّ

راء : رّ، رّ

مد : ~

وقف و ابتداء

In book-1, we have learnt about the Makhaarij and Sifaat along with:

Rules of Madd

Rules of Sukoon, Soft Waaw and Yaa, Qalqalah letters and Hams letters.

Now we will study the remaining rules of Tajweed. ان شاء الله

Lesson  
34

# Shaddah on ن & م (نّ، مّ)

If there is a Shaddah on م or ن then you have to pronounce them with Ghunnah. Ghunnah means making a sound through your nose and stretching it twice (two Harakaat). In this book, the Shaddah for such cases is represented by the symbol (ّ) compared to the usual symbol (س).

ثُمَّ	وَإِنَّ	إِنَّ	أَنَّ
then	and indeed	Certainly / Indeed	that /Indeed
عَمَّا	مِمَّا	مِنَّا	إِنَّا
أَمَّا	كُنَّا	وَأَمَّا	لَمَّا
فَإِنَّمَا	إِنَّمَا	جَنَّتِ	فَلَمَّا
إِنَّكُمْ	إِنَّكَ	إِنَّهُمْ	إِنَّهُ
وَلَكِنَّ	جَهَنَّمَ	أَنَّهُمْ	إِنِّي

Lesson  
35

Revision of Lessons 29 to 34

مَا شَاءَ اللَّهُ!

إِنَّهُمْ

indeed they

سِرَّهُمْ

their secret

وَلَهُمْ

and for them

وَلَمْ

and did not

آيَةٍ

هَذِهِ

يَقْضَىٰ

يَهْدَىٰ

رُسُلًا

كُفُّوا

إِلَٰهَا

خَيْرًا

مُسْتَقِيمٌ

حَكِيمٌ

قَوِيٌّ

غَنِيٌّ

الصَّلَاحِ

الْقَنِتِ

مَرَّتِ

جَنَّتِ

فَبَايَ

الْخَنَاسِ

وَأَنَّ

فَإِنَّ

قُلُوبُهُمْ

أَعْلَمُ

عَمِلُوا

كَذَّبُوا

## Workbook : Lesson – 34



Read the following words loudly and make a circle on Shaddah sign on Meem and Noon.

عَمَّا	جَنَّتِ	صُمِّمَ
مَنَا	مِمَّا	إِنَّمَا



From the given words below, Write the words in its appropriate columns:

وَأَمَّا      إِنِّي      جَمَّا      تَمَّ  
إِنَّكَ      لَمَّا      جَهَنَّمَ      آمَنَّا

Words with Shaddah sign on Meem

Words with Shaddah sign on Noon


## Workbook : Lesson – 35



Make a pair with any of your friend and read the following words loudly:

وَلَمْ	يَهْدِي	آيَةٍ	إِنَّهُمْ
قُلُوبُهُمْ	خَيْرًا	إِلَهًا	الْقَنِتُّ
قَوِيٌّ	مُسْتَقِيمٌ	جَنَّتِ	الْخَنَاسِ
هَذِهِ	الصَّلَاحُ	سِرَّهُمْ	مَرَّتِ

### Teachers' Note

Teacher should make pairs of the students in his/her supervision and make them practice the above words with right articulation. Then teacher should ask the different words from different students and lastly make the students know the relevant rules of all the above words.



Lesson  
36

# Rules of Madd

**MADD** means to stretch. There are two main types of Madd.

1. **Original Madd:** This refers to 'Alif-Madd, Yaa-Madd, and Waaw-Madd as discussed in lessons 14, 16, and 18. The sound stretch here is double.
2. **Secondary Madd:** When 'Alif-Madd, Yaa-Madd, Waaw-Madd is followed by a Hamzah or a *Saakinah* letter. Main types of the secondary Madd are given below:

**Condition 1: Attached Madd** occurs when an 'Alif-Madd, Yaa-Madd, Waaw-Madd is followed by a Hamzah in the same word. It has a pointed end ( — ) and its duration is 4 to 5 Harakaat (stretches).

مَاءٌ

water

شَاءَ

he willed

جَاءَ

he came

أُولَئِكَ

هَؤُلَاءِ

سُوءٌ

يَشَاءُ


إِبْتِغَاءُ

الْأَاءُ

سَوَاءٌ


أُولِيَاءُ

السَّمَاءُ

**Condition 2: Madd-Lazim** occurs when an 'Alif-Madd, a Yaa-Madd, or a Waaw-Madd is followed by a letter with a Sukoon or a Shaddah within a word. It has a pointed shape (  ) and its duration is six Harakaat (stretches).

جَانُّ      آلُّنَ      أَتَحَاجُّونِي

وَلَا الضَّالِّينَ      الصَّاحَّةُ      الْحَاقَّةُ

**Condition 3: Separated Madd (Jaiz):** occurs when the first word ends with 'Alif-Madd, Yaa-Madd, Waaw-Madd and the second word begins with a Hamzah. It has a wavy shape (  ) and its duration is two or four to five Harakaat.

فِيهَا أَبَدًا      مَا أَصَابَ      يَأْتِيهَا النَّاسُ

إِنَّا أَعْطَيْنَكَ      قَالُوا أَمَّا      لَا إِلَهَ إِلَّا هُوَ

آيَة

Sign / verse

آدَمَ

Adam ( ﷺ )

أَمَنَ

he believed

الْ

family / followers

عَطَاءً

سَوَاءً

آخِرَ

سُوْءٌ

مَاءً

وَالسَّمَاءِ

بِنَاءً

جَزَاءً

إِلَهَةً

أَضَاءَتْ

شَاءَ

إِبْتِغَاءً

إِسْرَاءِ يُلَ

الْقُرْآنُ

بِالْآخِرَةِ

وَجَاءَ

بِأَيْتِنَا

الْمَلِكَةِ

أَتَيْنَا

أَمْنَا

فَتُوبُوا إِلَى

كَانُوا أَنْفُسَهُمْ

كَمَا أَمَنَ

وَمَا أَتَاكُمْ

Lesson  
37

# Separated Letters

The letters in such words are not joined and are read individually. These letters are called Huroof Muqattaaat (letters that are read separately). Only Allah knows the meanings of these words. If the name of the letter is of 3-letters such as نون، ميم، etc, then such letters are read a Madd of six stretches. There are 14 Muqatta'at letters in the Quran which occurred 29 times in total. If there is a standing Fathah on this letter it will be stretched twice and if there pointed Madd (ـِ) on the letter then its sound will be stretched 6 Harakaat.

ن نُونُ	ق قَافُ	ص صَادُ
طه طَاهَا	يس يَاسِيْنُ	طس طَاسِيْنُ
الر اَلِفْ لَامُ رَا	الم اَلِفْ لَامُ مِيْمُ	حم حَامِيْمُ
المص اَلِفْ لَامُ مِيْمُ صَادُ	المّر اَلِفْ لَامُ مِيْمُ رَا	طسم طَا سِيْنُ مِيْمُ
حم.عسق حَامِيْمُ عِيْنُ سِيْنُ قَافُ		كهيعص كَافُ هَا يَا عِيْنُ صَادُ

## Workbook : Lesson – 36



Some words are given below, Find a word which has Madd Lazim and make a box on it, make a circle on word which has Madd Muttasil and underline the word which has Madd Munfasil.

أُولَئِكَ	بِمَا أُنْزِلَ	جَانُّ
فِرْعَوْنَ	ضَرًّا	الَّنَ
جَنَّتِ	الْحَاقَّةُ	نَذِيرٍ
جَزَاءً	أَزْوَاجٍ	وَلَا الضَّالِّينَ
أُولَئِكَ	بِمَا أُنْزِلَ	السَّمَاءِ
إِنَّا أَنْزَلْنَاهُ	أَتَحَاجُّونِي	فِيهَا أَبَدًا
لَا إِلَهَ إِلَّا هُوَ	إِنَّهُمْ	هُؤُلَاءِ

## Workbook : Lesson – 37



Connect the Huroof e Muqatta'at with its complete articulated words:

أَلِفُ لَامُ مِيمٌ

حَامِيمٌ

طَا سَيْنُ مِيمٌ

قَافٌ

يَا سَيْنُ

طَا سَيْنُ

صَادٌ

قَ

يَسَ

الْمَ

حَمَ

صَ

طَسَمَ

طَسَ

# Lesson 38

## Laam of the word "Allah" (Laame Jalalah)

Thin Laam

Thick Laam

الله = الله

The letter ل of the word "Allah" has special rules to distinguish it from the ل in other words. This helps a person listening to the Imam in Salah to know what is being recited. If you have Fathah or Dhammah before the word Allah, the Laam of the word Allah is recited "thick" somewhat similar to the way you recite "Law" in English. In this book, such a Laam is denoted by a pointed edge.

If you have Kasrah before the word 'Allah', the ل is recited in a normal way, which is thin.

Thin: If a Kasrah before that Laam, Recite it Thin	Thick: If a Fathah or Dhammah before Laame Jalalah, Recite it thick.	
بِالله	نَارُ الله	وَالله
in Allah	fire of Allah	By Allah!
بِسْمِ الله	أَمْرُ الله	هُوَ الله
وَلِلَّهِ	يُرِيدُ الله	إِنَّ الله
دِينِ الله	نَاقَةُ الله	سُبْحَانَ الله
آيَةِ الله	رَسُولُ الله	قَالَ الله
سَبِيلِ الله	نَصْرُ الله	إِلَّا الله

# Lesson 39

## Shamsi Letters



These fourteen letters are called Shamsi letters: ث, ذ, ظ, ت, د, ط, ز. The Makhrāj of each of these letters is close to that of ل. Therefore, when ال (the definite article 'the') is followed by any of these letters, ال is dropped for ease of pronunciation and a Shaddah is applied on the letter. The best example for this is: الْشَّمْسُ (wash-shams). If you want to read that word alone then you read it with ا. For example: أَشْشَمْسُ (ash-shams). Note that Shaddah is stronger help sign than Madd. Therefore, skip the Madd or any other letter in between which has no sign.

In two words	In one word	Shamsi Letters
ث وَالشَّامِرَاتِ	وَعَلَى الثَّلَاثَةِ	بِالْقَوْلِ الثَّابِتِ
with the firm words	and on the three	and the fruits
ذ لِلذِّكْرِ	مِنَ الذَّهَبِ	غَافِرِ الذَّنْبِ
ظ وَالظَّاهِرُ	مِنَ الظُّلُمِينَ	إِلَّا الظَّنَّ
ت وَالَّتَيْنِ	أَهْلُ التَّقْوَى	أُنزِلَتِ التَّوْرَةُ
د وَالْدَمَ	فِي الدُّنْيَا	يَوْمَ الدِّينِ
ط وَالطُّورِ	مِّنَ الطَّيِّبَاتِ	وَالْبَلَدِ الطَّيِّبِ
ز وَالزَّيْتُونَ	وَاتُّوا الزُّكُوةَ	شَجَرَةَ الزَّقُّومِ



In two word

In one word

Shamsi  
Letters

س وَالسَّمَاءَ خَلَقَ السَّمُوتِ سَوَاءَ السَّبِيلِ

ص بِالصَّبْرِ أَقِيمُوا الصَّلَاةَ وَالْعَمَلُ الصَّالِحُ

ل وَاللَّيْلِ هُوَ اللَّطِيفُ وَلَهُمُ اللَّعْنَةُ

ن وَالنَّهَارِ رَبِّ النَّاسِ عَذَابِ النَّارِ

ر وَالرُّوحِ هُوَ الرَّحْمَنُ أَمَنَ الرَّسُولُ

ش وَالشَّمْسِ مِنَ الشَّيْطَانِ حُبُّ الشَّهَوَاتِ

ض وَالضُّحَى فِي الضَّلَالَةِ وَلَا الضَّالِّينَ

## Workbook : Lesson – 38



Read the following words loudly and put the right mark in the relevant columns where the Laam is pronounced thin or thick.

Words	Thick	Thin
فِي دِينِ اللَّهِ		✓
نَارُ اللَّهِ		
رَسُولُ اللَّهِ		
قَالَ اللَّهُ		
سَبِيلِ اللَّهِ		
بِسْمِ اللَّهِ		
إِنَّ اللَّهَ		
وَاللَّهُ		
نَصْرُ اللَّهِ		
بِاللَّهِ		

## Workbook : Lesson – 39

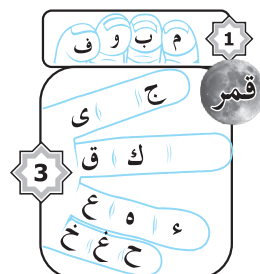


Add Alif Laam in the beginning of the following words and read it loudly and make a circle on the Shamsi Huroof words.

قَمَرُ	النَّارُ	حَقُّ	عَذَابُ
لَعْنَةُ	شَيْطَانُ	حَمْدُ	لَيْلُ
خَيْرُ	صَبْرُ	خُسْرُ	دُنْيَا
دَمَ	فُلْكَ	تَيْنِ	ذِكْرُ
قُرْآنَ	كَذِبَ	يَتِيمَ	جَنَّةَ

Lesson  
40

# Qamari Letters



You have learnt Shamsi letters in the last lesson. The rest of the fourteen (14) are Qamari (moon) letters. م ب ف ج ي ك ق ع ه غ خ. If ال comes before any of these, then ل is read clearly because the Makhraj of any of these letters is away from that of ل. For example: وَالْقَمَر (wal-Qamar). Note that Sukoon is stronger help sign than Madd. Therefore, skip the Madd or any other letter in between which has no sign.

In two word	In one word	Qamari Letters
وَبِئْسَ الْمَصِيرُ	هُمْ الْمُفْلِحُونَ	م بِالْمُتَّقِينَ
and wretched is the destination	they are the successful	with the pious
وَلَكِنَّ الْبِرَّ	هَذَا الْبَيْتِ	بِالْبَيِّنَاتِ
وَنِعَمَ الْوَكِيلُ	هُوَ الْوَلِيُّ	وَبِالْوَالِدَيْنِ
سُئِلُوا الْفِتْنَةَ	إِنَّ الْفَضْلَ	وَالْفُلْكَ
أَصْحَابُ الْجَنَّةِ	فِي الْجَحِيمِ	وَالْجَنِّ
وَقَالَتِ الْيَهُودُ	مَالِ الْيَتِيمِ	وَبِالْيَوْمِ
أَلَسْنَاهُمْ الْكَذِبَ	ذَلِكَ الْكِتَابِ	لِلْكَافِرِينَ

In two word	In one word	Qamari Letters
يَوْمَ الْقِيَمَةِ	ذِي الْقُرْبَى	ق وَالْقَمَرَ
رَبِّكَ الْأَعْلَى	فِي الْأَرْضِ	ء بِالْأَحْزَةِ
عَذَابِ الْهُونِ	مِنَ الْهَلِكِينَ	ه بِالْهُدَى
شَدِيدُ الْعَذَابِ	رَبِّ الْعَلَمِينَ	ع وَالْعَصْرِ
فِي الْحَيَاةِ	مِنَ الْحَقِّ	ح الْحَمْدُ
مَتَاعُ الْغُرُورِ	مِنَ الْغَمِّ	غ بِالْغَيْبِ
هُمْ الْخَسِرُونَ	فِي الْخَلْقِ	خ بِالْخَيْرِ

Lesson  
41

## Rules of Meem Sakinah (مْ)

**Rule-01: Hide:** If a Meem-Sakin is followed by ب then suppress Meem-sakin with Ghunnah while keeping the lips joined and then say Baa. In this book, the Sukoon sign on such a Meem is slightly rotated (◌◌).

وَتُزَكِّيهِمْ بِهَا

and you would cleanse them thereby

يَعِظُكُمْ بِهِ

He admonishes you with it

بَعْضُهُمْ بِبَعْضٍ

أَمْ بَعِيدٌ

وَكَلْبُهُمْ بَاسِطٌ

أَيَّامُكُمْ بِالْكَفْرِ

اتَّيْتُمْ بِالْمَعْرُوفِ

فَاحْكُم بَيْنَهُمْ

**Rule-02: Merge:** When a Meem with Sukoon is followed by Meem, then they are merged.

عَلَيْكُمْ مِّنْ

لَهُمْ مَا

فَمِنْهُمْ مِّنْ

يَأْتِكُمْ مِّثْلُ

**Rule-03: Express:** When a Meem-with-Sukoon is followed by any other letter, then read م normally.

**Caution:** When a Meem-with-Sukoon is followed by Waaw or Fa, then make sure that you say م clearly. There is a chance that you may not touch the lips while reading م if you are not careful.

هُمْ فِيهَا

عَلَيْهِمْ وَلَا الضَّالِّينَ

## Workbook : Lesson – 40



Read the following words loudly and put the right mark in the relevant columns by showing that whether is it Shamsi or Qamari letter after Alif Laam.

Words	Shamsi	Qamari
رَبِّ النَّاسِ	✓	
هُمْ الْمُفْلِحُونَ		
وَنِعَمَ الْوَكِيلُ		
يَوْمَ الدِّينِ		
هُمْ الْخَسِرُونَ		
وَلَا الضَّالِّينَ		
بِالْهُدَى		
وَالَّتَيْنِ		
وَالطُّورِ		
وَبِالْيَوْمِ		

## Workbook : Lesson – 41



Make pairs of the following words with reading it loudly:

هُمُ فِيهَا

بَعْضُهُمْ بِبَعْضٍ

عَلَيْكُمْ مِّنْ

لَهُمْ مَا

فَاحْكُم بَيْنَهُم

أَمْ بَعِيدٍ

وَكَلَّبُهُمْ بِاسِطٍ

عَلَيْهِمْ وَلَا

لَمْ يَعْلَمْ

فَمِنْهُمْ مِّنْ

Hide  
(Ikhfa Shafawi)

Merge  
(Idghaam Shafawi)

Show  
(Izhaar Shafawi)



Lesson  
42

# The Rules of Raa

Thin Raa    Thick Raa



The letter Raa (pronounced somewhat similar to Raw) is not the same as that of English R. The Arabic ر has a low frequency. and required to be pronounced clearly. Five important rules of ر are given below. In this book, the letter for thick Raa has a slight thickness on its tapering end.

**Thin:** If Kasrah or Double Kasrah is given below the Raa, read it as Thin Raa (in light sound).

**Rule-01:**

**Thick:** If a Fathah, Double Fathah, Dhammah, Double Dhammah or an inverted Dhammah is given on Raa then read it as thick Raa (in heavy sound)

رِزْقُ

provision

صِرَاطُ

path

رَبِّكَ

your Rabb

رَبِّهِ

his Rabb (Lord)

ذِكْرُ

وَرَسُولُهُ

رَبِّكُمَا

رَبِّهِمْ

أَمْرُ

إِبْرَاهِيمَ

أَكْثَرُ

رَبِّي

أَجْرُ

كَثِيرًا

أَكْثَرَهُمْ

رَبَّنَا

أَبْرَى

حَرَمَ

يَفِرُّ

لِلرَّحْمَنِ

شَرِّ

خَيْرُ

كَبِيرًا

صَغِيرًا

**Thin:** Kasrah-letter is followed by a Raa-Saakinah (ز) then this will be read thin (with low sound)

**Rule-02:**

**Thick:** Fathah-letter or Dhammah-letter is followed by a Raa-Saakinah (ز) then it will be read thick (with heavy sound).

وَالْأَرْضِ الْأَرْضِ أَرْسَلْنَا وَاصْبِرْ

الْقُرْآنُ أَكْبَرُ الْعَرْشِ فِرْعَوْنَ

**Thin:** Kasrah-letter is followed by a letter with a Sukoon and then a Raa-Saakinah, then this will be read thin (with low sound)

**Rule-03:**

**Thick:** Fathah-letter or Dhammah-letter is followed by a letter with a Sukoon and then a Raa-Saakinah (ز) then it will be read thick (with heavy sound).

وَالْفَجْرِ وَالْعَصْرِ خُسْرٍ حَجْرٍ

**Rule-04:** If a Kasrah-letter is followed by a Raa-Saakinah (ز) and the next letter is one of the high sending letters i.e. غ, خ, ق, ط, ص, ض then the ز is pronounced thick.

بِالْمِرْصَادِ قِرْطَاسٍ فِرْقَةٍ

**Rule-05a:** If a temporary kasrah is followed by a Raa-Saakinah (ز) then Raa will be pronounced thick. for example (ازجعی)

**Rule-05b:** If a kasrah occurs at the end of the word prior to the word with Raa Saakinah (ز) then Raa will be pronounced thick. for example رَبِّ اَزْجَعُونَ

**Rule-06:** If a soft Yaa is followed by a Raa-Saakinah (ز) then the ز should be pronounced thin. This condition applies only in the case of وقف stopping.


خَيْرٌ طَيْرٌ سَيْرٌ غَيْرٌ

Lesson  
43

Show (Izhar)  
(to show Noon Saakinah & Tanween)



If a Noon-Saakinah (Noon with a Sukoon: نْ) or a Tanween is followed by any of the throat letters ع ه غ خ then pronounce the نْ or the Tanween clearly. Just read it in normal way. This rule is also applied in Tanween, because Noon ن is hidden in Tanween. **Note:** Letter will not be read if there is no Sign on them.

 Tanween	Noon Saakinah (نْ)		
	Between two words	In one word	
ع	وَيَنْتَوْنَ	أَنْ آمِنُوا	عَذَابُ أَلِيمٍ
	go far away	that believe!	Painful punishment
ه	مِنْهُمْ	وَإِنْ هُمْ	أَسِحْرُ هَذَا
ع	أَنْعَمْتَ	فَإِنْ عُدْنَا	سَمِيعٌ عَلِيمٌ
ح	وَأَنْحَرُ	مِنْ حَسَنَةٍ	عَلِيمٌ حَكِيمٌ
غ	فَسَيَنْغَضُونَ	مِنْ غَيْرٍ	رَبُّ غَفُورٌ
خ	وَالْمُنْخَنِقَةُ	مِنْ خَيْرٍ	عَلِيمٌ خَبِيرٌ

## Workbook : Lesson – 42



Read the following words loudly and put the right mark in the relevant columns whether Raa is pronounced thin or thick.

Words	Thick	Thin
أَمْرٍ		✓
فِرْعَوْنَ		
قِرْطَاسٍ		
وَرَسُولِهِ		
طَيْرًا		
أَرْسَلْنَا		
وَالْعَصْرِ		
رَبِّكَ		
يَفِرُّ		
أَجْرٍ		

## Workbook : Lesson – 43



Find the Izhaar letters and write it in the blank space:

لَيْلَةُ الْقَدْرِ خَيْرٌ مِّنْ أَلْفِ شَهْرٍ ٣        أ    

وَأَمَّا السَّائِلَ فَلَا تَنْهَرْ ١٠ <sup>ط</sup>                                    

خَلَقَ الْإِنْسَانَ مِنْ عَلَقٍ ٢ <sup>ج</sup>                                    

نَارٌ حَامِيَةٌ ١١ <sup>ع</sup>                                    

فَلَهُمْ أَجْرٌ غَيْرُ مَمْنُونٍ ٦ <sup>ط</sup>                                    

وَأَمْنَهُمْ مِّنْ خَوْفٍ ٤ <sup>ع</sup>                                    



Find the Huroof Halqi (Throat letters) in the following letters and put a circle on it.

خ (circled) م ب س ج ع س  
ث ق ء غ ه ط ل ء  
س خ ح ا ح غ غ ه

## Lesson

44

## Hide (Ikhfa)

(to hide Noon Saakinah &amp; Tanween)



If a Noon-Saakinah or a Tanween is followed by any of the letters (ف, ث, ذ, ط, ز, ص, ج, ش, ض, ك, ق) then suppress the ُ or the Tanween and merge it with the following letter with Ghunnah. For Tanween, the ikhfaa signs are (    ) instead of the common ones (    ).

**Note:** where there is no sign on a letter that will not be read.

Tanween <u>  </u>	Noon Saakinah (نْ)		
	Between two words	In one word	
ف	خَالِدًا فِيهَا	مِنْ فَضْلِهِ	أَنْفُسَهُمْ
	will abide in it eternally	from his blessings	themselves
ث	مَاءً تَجَاجَا	فَمَنْ ثَقُلَتْ	أُنْشَى
ذ	نَفْسٍ ذَائِقَةً	مِنْ ذَكَرٍ	أَنْذِرُ
ظ	ظِلًّا ظَلِيلًا	مِنْ ظَهِيرٍ	يَنْظُرُ
ت	فَرِيقًا تَقْتُلُونَ	مِنْ تَحْتِهَا	أَنْتَ
د	قِنْوَانٌ دَانِيَةً	مِنْ دُونِهِ	عِنْدَ

Tanween 	Noon Saakinah (نْ)		
	Between two words	In one word	
ط	يَنْطِقُ	مِنْ طِينٍ	قَوْمًا طَاغِينَ
	he speaks	from clay	a rebel nation
ز	أَنْزَلَ	مِنْ زَكْوَةٍ	يَوْمَئِذٍ زُرْقًا
س	الْإِنْسَانَ	عَنْ سَبِيلٍ	قَوْلًا سَدِيدًا
ص	يُنْصَرُونَ	مِنْ صِيَامٍ	عَمَلًا صَالِحًا
ج	وَالْإِنْجِيلَ	مَنْ جَاءَ	فَصَبْرٌ جَمِيلٌ
ش	أَنْشَاكُمْ	مِنْ شَيْءٍ	نَفْسٍ شَيْئًا
ض	مَنْصُودٍ	وَمَنْ ضَلَّ	قَوْمًا ضَالِّينَ
ك	عَنْكُمْ	إِنْ كُنْتُمْ	رِزْقُ كَرِيمٍ
ق	لَمُنْقَلِبُونَ	مِنْ قَرِيبٍ	عَلَى كُلِّ شَيْءٍ قَدِيرٌ

# Lesson 45

## Merge (Idghaam) (to Noon-Saakinah/Tanween with next letter)



**Rule-01: Merge with Ghunnah:** If a Noon-Saakinah or a Tanween is followed by any of these letters ن و ی م , grouped as (يسمو), then merge the ن or the Tanween with the following letter with a Ghunnah. This merger is indicated by a Shaddah sign on the following letter. To merge Noon Saakinah with (ن و م ی) the symbol (س) is placed, The same rule is also applied for Tanween.

Tanween ۞	Noon Saakinah (ن)	
لِقَوْمٍ يَّعْقِلُونَ	لِمَنْ يَّشَاءُ	ی
for the people who use reason	to whom He wills	
سِنَةٌ وَلَا نَوْمٌ	مِنْ وَلِيٍّ	و
مِنْ مَّاءٍ	عَدُوٍّ مُّبِينٍ	م
مِنْ نِّعْمَةٍ	شَيْءٍ نَّحْنُ	ن

**Rule-02: Merger without Ghunnah:** a Noon-Saakinah or a Tanween is followed by any of two letters ل ر , then merge the ن or the Tanween with the following letter without Ghunnah.

يَوْمٌ لَا	مَنْ لَّمْ	ل
غَفُورٌ رَّحِيمٌ	مِنْ رَبِّكُمْ	ر

**Rule-03: Exception:** Don't read these four words merging with Noon Saakinah, read it normally. Because Yaa or Waw are in one word after Noon Saakinah.

دُنْيَا، بُنْيَان، صِنَوَان، قِنَوَان



## Workbook : Lesson – 44



Read the following verses loudly and write the Ikhfaa letters in the given column:

Ikhfa letters	Verses
س	إِنَّ الْإِنْسَانَ لَفِي خُسْرٍ
	سَيَصْلَىٰ نَارًا ذَاتَ لَهَبٍ
	مِنْ شَرِّ مَا خَلَقَ
	الَّذِينَ هُمْ عَنْ صَلَاتِهِمْ سَاهُونَ
	الَّذِي أَطْعَمَهُمْ مِنْ جُوعٍ
	تَرْمِيهِمْ بِحِجَارَةٍ مِنْ سِجِّيلٍ
	فَأَمَّا مَنْ ثَقُلَتْ مَوَازِينُهُ
	نَاصِيَةٍ كَاذِبَةٍ خَاطِئَةٍ
	إِنَّا أَنْذَرْنَاكُمْ عَذَابًا قَرِيبًا

### Teachers' Note

Teacher should ask the students to recite the verses loudly and then ask them the reason of doing Ikhfaa.

## Workbook : Lesson – 45



Read the following verses loudly and write the Idghaam letters in the given column:

Idghaam Letters	Verses
ل	وَيْلٌ لِّكُلِّ هُمَزَةٍ لُّمَزَةٍ
	أَنْ رَّاهُ اسْتَغْنَى
	فَهُوَ فِي عِيشَةٍ رَّاضِيَةٍ
	وَلَمْ يَكُنْ لَهُ كُفُوًا أَحَدٌ
	وَجُودُهُ يَوْمَئِذٍ نَّاصِرَةٌ
	تَبَّتْ يَدَا أَبِي لَهَبٍ وَتَبَّ
	أَيَحْسَبُ الْإِنْسَانُ أَنْ يُتْرَكَ سُدًى
	فِي عَمَدٍ مُمَدَّدَةٍ
	فَمَنْ يَّعْمَلْ مِثْقَالَ ذَرَّةٍ خَيْرًا يَرَهُ

### Teachers' Note

Teacher should ask the students to recite the verses loudly and then ask them the reason of doing Idghaam.

Lesson  
46

Change (Iqlaab)  
(Noon-Saakinah/Tanween with Meem Saakinah)



If a Noon-Saakinah or a Tanween is followed by the letter ب then the ن is replaced by م with a Ghunnah. This change is generally shown by a tiny (م) above the ن or the Tanween.

Tanween ۞	Noon Saakinah (نْ)	
	Between two words	In one word
شَهِيدًا بَيْنَنَا	عَنْ بَعْضِ	أَنْبَاءَ
witness among us	of a part	news
أَبَدًا بِمَا	وَمَنْ بَلَغَ	أَنْبِيَاءَ
أُمَّةٍ بِشَهِيدٍ	مِنْ بَعْدِ	يَنْبَغِي
مُسَخَّرَاتٍ بِأَمْرِهِ	فَإِنْ بَغَتْ	لِجَنْبِهِ
خَيْرٌ بِصِيرٍ	لَمْ تَكُنْ بَيْنَكُمْ	تُنْبِتُ
صُمٌّ بِكُمْ	لَمْ أَكُنْ بِدُعَايِكَ	سُنْبُلَةٍ

Lesson  
47

## The Tiny Noon (Noon Qutni)

If a letter with Tanween is followed by Hamzahtul-Wasl (the Hamzah which is dropped at the time of merging), then the Tanween is replaced by a small Noon. We will refer to it as the Tiny Noon. It has always a Kasrah on it. Note that this occurs only between two words.

يَوْمَئِذٍ الْحَقُّ	نُوحُ ابْنَهُ
قَوْمًا لِلَّهِ	وَأَمْوَالٌ اقْتَرَفْتُمُوهَا
كَرَمَادٍ اشْتَدَّتْ	خَيْرًا الْوَصِيَّةُ

If you are continuing (without stopping at the end of an ayah), then also you have to add the tiny Noon at the start of the word in the next ayah as shown below.

مُّرْتَابٌ ٣٤ الَّذِيْنَ

when you continue with 2 <sup>nd</sup> Ayah	when you stop at first Ayah
مُّرْتَابٌ ٣٤ الَّذِيْنَ	مُّرْتَابٌ ٣٤ الَّذِيْنَ

إِلَّا نُفُورًا ٤٢ اسْتِكْبَارًا

when you continue with 2 <sup>nd</sup> Ayah	when you stop at first Ayah
إِلَّا نُفُورًا ٤٢ اسْتِكْبَارًا	إِلَّا نُفُورًا ٤٢ اسْتِكْبَارًا

## هُمَزَةٌ لُّمَزَةٌ ۱ الَّذِي

when you continue with 2<sup>nd</sup> Ayah

when you stop at first Ayah

هُمَزَةٌ لُّمَزَةٌ ۱ الَّذِي هُمَزَةٌ لُّمَزَةٌ ۱ الَّذِي

## عَذَابًا أَلِيمًا ۱۳۸ الَّذِينَ

when you continue with 2<sup>nd</sup> Ayah

when you stop at first Ayah

عَذَابًا أَلِيمًا ۱۳۸ الَّذِينَ عَذَابًا أَلِيمًا ۱۳۸ الَّذِينَ

## مُنِيبٌ ۳۳ إِذْ خُلُوْهَا

When you continue with 2<sup>nd</sup> Ayah

When you stop at first Ayah

مُنِيبٌ ۳۳ إِذْ خُلُوْهَا مُنِيبٌ ۳۳ إِذْ خُلُوْهَا

## Workbook : Lesson – 46



After Baa, Tanween always comes in the following word. but after Noon Saakin it comes either in the same word or in the other word. Read the following words loudly and write them in the relevant columns.

صُمُّ بُكُمْ    أَنْبَاءِ    فَإِنْ بَغَتْ    يَنْبَغِي  
عَنْ بَعْضٍ    خَيْرٌ بِصِيرٌ    سُنْبُلَةٌ    وَمَنْ بَلَغَ  
أَبَدًا بِمَا    تُنْبِثُ    مِنْ بَعْدِ    أُمَّةٍ بِشَهِيدٍ

Tanween ٴ	( ٴ ) Noon Sakinah	
	In between two words	In one word
	خَيْرٌ بِصِيرٌ	وَمَنْ بَلَغَ    أَنْبَاءِ

## Workbook : Lesson – 47

**Question:** What is called Noon Qutni?

**Answer:**



Read the following words and write the method of their reciting in the given boxes.

مُرْتَابٌ (٣٤) الَّذِيْنَ

When you continue with 2nd Ayah

When you stop at first Ayah

هُمَزَةٌ لُّمَزَةٌ (١) الَّذِيْ

When you continue with 2nd Ayah

When you stop at first Ayah

عَذَابًا أَلِيْمًا (١٣٨) الَّذِيْنَ

When you continue with 2nd Ayah

When you stop at first Ayah

مَنْيَبٍ (٣٣) اِدْخُلُوْهَا

When you continue with 2nd Ayah

When you stop at first Ayah

Lesson  
48

## Silent Letters

In the Holy Qur'an at many places ا و ی are written but not pronounced, there few rules for this:

**Rule-01:** If any Fathah, Kasrah or Dhammah letter is followed by another letter with Sukoon or Shaddah then recite them merging with Sukoon or Shaddah and skip all the letters between them.

فَالْيَوْمَ	وَالْقَمَرَ	وَالشَّمْسَ
فَلْيَوْمَ	وَلْقَمَرَ	وَشَّمْسَ
فِي الْأَرْضِ	عَلَى اللَّهِ	إِلَى الَّذِينَ
فِ لَأَرْضِ	عَلِ اللَّهِ	إِلَ لَّذِينَ
يَكَادُ الْبَرَقُ	عِيسَى ابْنَ	فَتَرَى الَّذِينَ
يَكَادُ لَبَرَقُ	عِيسَ بْنَ	فَتَرَ لَّذِينَ

**Rule-02:** If Alif is carrying a small circle over it then Alif is dropped.

أَفَايْنُ	لِشَايَءٍ	وَمَلَأِيهِ
أَفَيْنُ	لِشَىءٍ	وَمَلِيهِ
ثَمُودًا	لِتَتْلُوا	لَنْ نَدْعُوا
ثَمُودَ	لِتَتْلُوْا	لَنْ نَدْعُوْا



لَا إِلَى اللَّهِ وَلَا أَوْضَعُوا نَبَأَ الْمُرْسَلِينَ

لَا إِلَهَ إِلَّا اللَّهُ وَلَا أَوْضَعُوا نَبَأَ الْمُرْسَلِينَ

**Rule-03:** The word أَنَا should be read as أَن However, if you stop at أَنَا then stretch Alif-Madd there.

فَإِنَّا

وَأَنَا

أَنَا

فَإَن

وَأَن

أَن

**Rule-04:** After Standing Fathah, if there is a Yaa without any sign, then don't read it. (this is already explained in Lesson No. 21).

عِيسَى

مُوسَى

مَاوَى

عِيس

مُوس

مَاو

**Rule-05:** If there is no sign on any letter, then drop that letter. No sign No sound.

الزَّكَاةَ

الصَّلَاةَ

الْحَيَاةَ

الزَّكَاةَ

الصَّلَاةَ

الْحَيَاةَ

وَلَا أُصَلِّبَنَّكُمْ

أُولَئِكَ

وَأُولُوا الْأَرْحَامِ

وَلَا أُصَلِّبَنَّكُمْ

أُولَئِكَ

وَاللَّارْحَامِ

Lesson  
49

# Revision of Lessons 36 to 48

مَا شَاءَ اللَّهُ

هَذَا	هَؤُلَاءِ	ذَلِكَ	أُولَئِكَ
This	these	that	those
الرَّحِيمُ	الْعَلِيمُ	الْعَظِيمُ	الْكَرِيمُ
عَنْكُمْ	وَأَنْتُمْ	أُنْزِلَ	إِنْسَانُ
الْأَمْرُ	الْأَيِّتِ	النَّبِيِّ	السَّاعَةِ
مِنْ وَلِيِّ	مِنْ نِعْمَةٍ	وَمَنْ مَعَهُ	وَقُلْ رَبِّ
قَوْلًا سَدِيدًا	شَيْءٍ قَدِيرٌ	كَبِيرًا	فِيهَا أَبَدًا
إِسْرَآءِيلَ	فَأُولَئِكَ	الْحَاقَّةُ	كَهَيْعَصَ

Teachers' Note

Teacher should make the students practice the given words and then ask the students about different words and the Tajweed rules applied in it.

## Workbook : Lesson – 48



Fill the following words with any color but fill the silent letters with blue color:

مَأْوَى

لِسَائِيءٍ

فَالْيَوْمَ

أَوْلَيْكَ

مُوسَى

لِتَعْلَمُوا

لِتَعْلَمُوا

عَلَى اللَّهِ

عِيسَى

وَالْقَمَرِ

وَمَلَائِكِهِ

الزَّكَاةَ

## Workbook : Lesson – 49



Make a circle on the rules relating to the following words:

Shamsi Letter

Thick Raa

Laam Jalala

1. نَاقَةُ اللَّهِ

Show (Izhaar)

Hide (Ikhfa)

Merge (Idghaam)

2. مِنْهُمْ

Sukoon

Qamari Letter

Madd

3. وَالْفَلَكَ

Merge (Idghaam)

Silent Letter

Hide (Ikhfa)

4. كُنْتُ

Attached Madd

Madd-Laazim

Separated Madd

5. إِسْرَآءِيلَ

Merge (Idghaam)

Hide (Ikhfaa)

Change (Iqlaab)

6. مِنْ نِعْمَةٍ

Change (Iqlaab)

Shamsi Letter

Sukoon

7. ثُبْتُ

Yaa Madd

Merge (Idghaam)

Shamsi Letter

8. النَّبِيُّ

Thick Raa

Thin Raa

Shamsi Letter

9. لِلذِّكْرِ

Qamari Letter

Thick Raa

Separated Madd

10. الْأَمْرِ

Lesson  
50

## Rules for Starting & Stopping of the Recitation

You stop while reciting to take breath, it is called Waqf وقف. When you want to stop break the sound and take breath but make sure that you stop at a place where meanings are not distorted. Take care of the following rules.

**Rule-01:** If there is a **Fathah**, **Kasrah** or **Dhammah** on the last letter then make it Saakin.



شَكَرَ	←	شَكَرْ	—
وَالْعَصْرِ	←	وَالْعَصِرْ	—
وَالْفَتْحِ	←	وَالْفَتْحُ	—

**Rule-02:** If there is Standing Fathah on the last letter then read it as it is. And if Standing Kasrah or Inverted Dhammah is there then make it Saakin.

طَهْ	←	طَهْ	—
مَأْوَى	←	مَأْوَى	—
رَبِّهِ	←	رَبِّهِ	—
بِهِ	←	بِهِ	—
رَبُّهُ	←	رَبُّهُ	—
لَهُ	←	لَهُ	—

**Rule-03:** If the last letter or its preceding letter has Double Fathah then read it with single Fathah similar to the sound of Alif-Madd. And if there is Double Kasrah and Double Dhammah, then make it Saakin.



تَوَّابًا	←	تَوَّابًا	ا
مَاءًا	←	مَاءًا	ء
هُدًى	←	هُدًى	ى
مُسَمًّى	←	مُسَمًّى	
بَنَهْرًا	←	بَنَهْرًا	ـَ
بَشَرًا	←	بَشَرًا	ـِ

**Rule-04:** If the last letter is having Shaddah then we have three rules.

**4a:** If the last letter is having Shaddah with Fathah, Kasrah or Dhammah then stop at Shaddah.



الْمُسْتَقَرَّ	←	الْمُسْتَقَرَّ	ـَ
السَّامِرِيَّ	←	السَّامِرِيَّ	ـِ

4b: If Meem or Noon is the last letter and if it contains Shaddah with Fathah or Kasrah or Dhammah then stop there with Ghunnah without any harkaat.

مَ	←	الْمَ
نَ	←	جَانِ

4c: If any of the Qalqalah letter comes at the end and that letter contains Shaddah with Fathah or Kasrah or Dhamma then stop there making a strong Qalqalah.

قَ طَ بَ جَ دَ

قَ طَ بَ جَ دَ

بِالْحَقِّ	←	بِالْحَقِّ
فِي الْحَجِّ	←	فِي الْحَجِّ
تَبَّ	←	تَبَّ

Rule-05: If the last letter is Saakin then read it as it is.

2

أَعْمَالُهُمْ	←	أَعْمَالُهُمْ
حِسَابِيَهُ	←	حِسَابِيَهُ

## Four Special Rules for Stopping

**Sp. Rule-01:** In Arabic language Round Ta (ة) is used for feminine. For example: مُسَلِّمَةٌ، مُؤْمِنَةٌ، صَالِحَةٌ If you want to stop on such a round taa (ة) then change this round taa (ة) into ha ه and make it Saakin.

الْقَاضِيَةُ	←	الْقَاضِيَةُ	ة
الْقِيَامَةُ	←	الْقِيَامَةُ	ة
الْقَارِعَةُ	←	الْقَارِعَةُ	ة

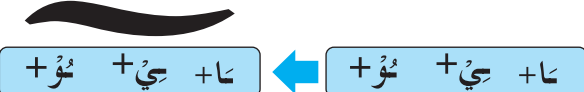
مُسَلِّمَةٌ	←	مُسَلِّمَةً	ة
رَاضِيَةٌ	←	رَاضِيَةً	ة
هَاطِيَةٌ	←	هَاطِيَةً	ة

**Sp. Rule-02:** If the last letter is Alif-Madd or Yaa-Madd or Waaw-Madd then stop there in that Madd condition.

هَذَا	←	هَذَا	َا
لِذِكْرِي	←	لِذِكْرِي	ِي
وَاعْبُدُوا	←	وَاعْبُدُوا	ُوا



**Sp. Rule-03 :** If there comes an Alif-Madd or Yaa-Madd or Waaw-Madd before the last letter then recite this Alif-Madd or Yaa-Madd or Waw Madd stretching the sound upto 2, 4 or 6 Harakaat and make the last letter Saakin. This generally occurs at the end of an ayah.

		
تُكَذِّبُنْ	←	تُكَذِّبُنْ +ا
الرَّحِيمِ	←	الرَّحِيمِ +ي
فَيَكُونُ	←	فَيَكُونُ +و

**Sp. Rule-04 :** If there comes a soft Yaa or a soft Waaw before last letter then recite this Soft Yaa or Soft Waw stretching the sound upto 2, 4 or 6 Harakaat and make the last letter Saakin.

		
وَالصَّيْفِ	←	وَالصَّيْفِ +ي
خَوْفٍ	←	خَوْفٍ +و

## Rules for Re-starting the Recitation after stopping

Generally there used to be a sign on first letter of every Ayah for example: **إِنَّا أَعْطَيْنَكَ الْكَوْثَرَ** (1)

**فَصَلِّ لِرَبِّكَ وَأَنْحَرْ** (2) If any word starts with Letter Alif, then a little problem comes there because if letter Alif comes in the beginning it has no sound. Actually it is called Hamza Alwasl which has certain rules:

**Rule-01:** If any word, starts with Alif and Laam (ال، ا) then start reciting it with Alif, Fathah over it.

الْحَمْدُ ← الْحَمْدُ

الَّذِي ← الَّذِي

الَّذِينَ ← الَّذِينَ

Examples:

وَقُلِ الْحَمْدُ لِلَّهِ سَيُرِيكُمْ آيَاتِهِ  
-- الْحَمْدُ لِلَّهِ سَيُرِيكُمْ آيَاتِهِ

Start from ا

شَهْرُ رَمَضَانَ الَّذِي أُنْزِلَ فِيهِ الْقُرْآنُ  
الَّذِي أُنْزِلَ فِيهِ الْقُرْآنُ

Start from ا

وَلَقَدْ عَلِمْتُمُ الَّذِينَ اعْتَدَوْا مِنْكُمْ فِي السَّبْتِ  
الَّذِينَ اعْتَدَوْا مِنْكُمْ فِي السَّبْتِ

Start from ا

**Rule-02:** If any word starts with Alif and with a Saakin letter, and a Fathah or Kasrah is there on the letter followed by the Saakin letter then recite it as Alif with Kasrah. such as :

اَذْهَبَ ← اِذْهَبَ

اَضْرَبَ ← اِضْرَبَ

**Examples:**

قَالَ اَذْهَبْ فَمَنْ تَبِعَكَ مِنْهُمْ  
-- اِذْهَبْ فَمَنْ تَبِعَكَ مِنْهُمْ

Start from اِ

فَقُلْنَا اضْرِبْ بِعَصَاكَ الْحَجَرَ  
-- اِضْرِبْ بِعَصَاكَ الْحَجَرَ

Start from اِ

**Rule-03:** If any word starts with Alif and with a Saakin letter, and a Dhammah is there on the letter followed by the Saakin letter then recite it as Alif with Dhammah. such as:

اَنْ اَشْكُرْ لِي وَلِوَالِدَيْكَ  
-- اُشْكُرْ لِي وَلِوَالِدَيْكَ

Start from اُ

اَشْكُرْ ← اُشْكُرْ

**Rule-04:** Same rules will apply for Shaddah. such as:

اَتَّبِعُوا ← اُتَّبِعُوا

اِتَّبَاعَ ← اُتَّبَاعَ

اَتَّبِعُوا ← اُتَّبِعُوا

## Stop Signs during Tilawat (Reading Qur'an)

There are stop signs in Holy Qur'an. The purpose of these signs are to ensure that we recite Qur'an properly and not commit mistakes in the meanings of the verse. It should be clear to understand the verse to the reader as well as the listener. If there is more than one sign then the first upper most sign will be preferred to follow. For almost every case, an example verse is provided below it.

Sign	Meaning	Explanation	Examples
م	Compulsory	You must stop here otherwise the meaning will be mixed up.	لَقَدْ سَمِعَ اللَّهُ قَوْلَ الَّذِينَ قَالُوا إِنَّ اللَّهَ فَقِيرٌ وَنَحْنُ أَغْنِيَاءُ سَنَكْتُبُ مَا قَالُوا
O	Given at the verse ending along with the Ayah number.	Stopping here is the Sunnah of the Prophet (pbuh).	وَأَنَّهُ لَحَقُّ الْيَقِينِ ﴿٥١﴾
سكتة	Pause	Stop here for a duration of two Harakah without taking breath and then continue.	وَقِيلَ مَنْ رَاقٍ ﴿٢٧﴾
وقفة	Stop	It is a long Saktah. Stop for a longer time but don't take any breath and then continue.	رَبَّنَا وَلَا تُحَمِّلْنَا مَا لَا طَاقَةَ لَنَا بِهِ وَاعْفُ عَنَّا وَاعْفُ لَنَا وَارْحَمْنَا أَنْتَ مَوْلَانَا فَانصُرْنَا عَلَى الْقَوْمِ الْكَافِرِينَ ﴿٢٨٦﴾
مع مع	Pair of 3 dots.	Stop at one of them.	ذَلِكَ الْكِتَابُ لَا رَيْبَ فِيهِ هُدًى لِّلْمُتَّقِينَ
ط	Stop	Better to stop at this sign.	يُضِلُّ بِهِ كَثِيرًا وَيَهْدِي بِهِ كَثِيرًا وَمَا يُضِلُّ بِهِ إِلَّا الْفَاسِقِينَ ﴿٣٦﴾
قف	Stop	Stop here.	أُولَئِكَ عَلَيْهِمْ صَلَوَاتٌ مِّن رَّبِّهِمْ وَرَحْمَةٌ وَأُولَئِكَ هُمُ الْمُهْتَدُونَ ﴿١٥٧﴾

Sign	Meaning	Explanation	Examples
ج، صل	Permissible	Here you are given choice, You may stop or continue.	يُخَدِّعُونَ اللَّهَ وَالدِّينَ اٰمَنُوۡا وَمَا يَخْدَعُوْنَ اِلَّا اَنْفُسَهُمْ وَمَا يَشْعُرُوْنَ
لا O	لا on the circle	Here you are given choice, You may continue or stop.	اَلْحَمْدُ لِلّٰهِ رَبِّ الْعٰلَمِيْنَ ﴿٢﴾
ز ص ق ج صل		Better to continue recitation	وَلَا تَشْتَرُوا بِاٰيَتِيْ ثَمَنًا قَلِيْلًا وَّرٰىۤ اٰیَ فَاتَّقُوْنَ ﴿٤١﴾ فَاَخْرَجَهُمَا مِمَّا كَانَا فِيْهِ ذٰلِكَ بِمَا عَصَوْا وَّكَانُوْا يَعْتَدُوْنَ ﴿١١٢﴾ وَاللّٰهُ يَدْعُوْا اِلَى الْجَنَّةِ وَالْمَغْفِرَةِ بِاَذْنِهٖ اُولٰٓئِكَ يَدْعُوْنَ اِلَى النَّارِ
لا	No Stopping	If you stop here, you will give a wrong meaning. If you do that due to some constraint, then repeat the verse from the beginning or 2, 3 words before it taking care of the meanings.	اَلَّذِيْنَ تَتَوَفَّيْهُمُ الْمَلٰٓئِكَةُ طَيِّبِيْنَ يَقُوْلُوْنَ سَلٰمٌ عَلَيْكُمْ اَدْخُلُوا الْجَنَّةَ بِمَا كُنْتُمْ تَعْمَلُوْنَ ﴿٣٢﴾

## Workbook : Lesson – 50



Stop signs are given on the right side and their explanations are given on the left side. Connect the signs to its right explanation as shown below:

Explanation	Sign
You must stop here otherwise the meaning will be mixed up.	سکتہ س
Stop at one of them.	○
If you stop here, you will give a wrong meaning. If you do that due to some constraint, then repeat the verse from the beginning or 2, 3 words before it taking care of the meanings.	م
Here you are given choice, You may continue or stop.	وقفة
Better to stop at this sign.	○ لا
It is a long Saktah. Stop for a longer time but don't take any breath and then continue.	مع مع
Stop here for a duration of two Harakah without taking breath and then continue.	ط
Stopping here is the Sunnah of the Prophet (pbuh).	لا

## 20 frequently repeated words in the Qur'an

Following 20 words constitute 25% of the Qur'anic words. These words have already been taught in the book in their original forms. Make sure that the students memorize the meanings of these words and practice their recitation thoroughly. At the start of these 20 words, we may find و and ف very often. Therefore, for the sake of practice, the list is repeated with both و and ف.

Words (in original form)	Meanings	With Waw (و)	Meanings	With Faa (ف)	Meanings
مِنْ	from	وَمِنْ	and from	فَمِنْ	so from
مَا	not, what, which	وَمَا	and not, and what, and which	فَمَا	so not, so what, so which
لَا	not	وَلَا	and not	فَلَا	so not
فِي	in	وَفِي	and in	فَفِي	so in
الَّذِينَ	those who	وَالَّذِينَ	and those who	فَالَّذِينَ	so those who
إِنَّ	indeed	وَإِنَّ	and indeed	فَإِنَّ	so indeed
عَلَى	on, upon	وَعَلَى	and on, and upon	فَعَلَى	so on, so upon
إِلَّا	except, but	وَإِلَّا	and except, and but	فَإِلَّا	so except
إِنْ	not, if	وَإِنْ	and not, and if	فَإِنْ	so not, so if
أَنْ	that	وَأَنْ	and that	فَأَنْ	so that
إِلَى	to, towards	وَإِلَى	and to	فَإِلَى	so to
إِذَا	when	وَإِذَا	and when	فَإِذَا	so when
اللَّهُ	Allah	وَاللَّهُ	and Allah	فَاللَّهُ	so Allah
مَنْ	who	وَمَنْ	and who	فَمَنْ	so who
هُوَ	he	وَهُوَ	and he	فَهُوَ	so he
الْأَرْضَ	the earth	وَالْأَرْضَ	and the earth	فَالْأَرْضَ	so the earth
هُمْ	they	وَهُمْ	and they	فَهُمْ	so they
رَبِّ	rabb, lord	وَرَبِّ	and the Rabb	فَرَبِّ	so the Rabb
قَالَ	he said	وَقَالَ	and he said	فَقَالَ	so he said
كَانَ	he is, he was	وَكَانَ	and he is, and he was	فَكَانَ	so he is, so he was

## Prefixes and suffixes

In Arabic language, there are many words which occur in the beginning and/or ending of a word (Prefix and Suffix). In the following table, 12 prefixes are given. They occur almost 22,500 times in the Qur'an, i.e., almost 5 times in every two lines. Similarly, 10 suffixes and they occur almost 8100 times in the Qur'an, i.e., at least once in every line.

Prefix			Suffix			Prefix and suffix	
وَأَشْهَدُ	وَيَوْمَ	وَ	حَمْدَهُ	عَبْدُهُ	هُ/هُ	وَرَبُّكَ	وَ - كَ
فَرَجَعَ	فَأُولَٰئِكَ	فَ	أَظْعَمَهُمْ	كَيْدَهُمْ	هُمْ	فَجَعَلَهُمْ	فَ - هُمْ
بِرَحْمَةٍ	بِنِعْمَةٍ	بِ	أَعْطَيْتَكَ	عَلَيْكَ	لَكَ	بِإِيَّتِنَا	بِ - نَا
لِيَعْلَمَ	لِبَلَدٍ	لِ	جَعَلَكُمْ	دِينَكُمْ	كُمْ	لِرَبِّكَ	لِ - كَ
كَمَثَلٍ	كَعَصْفٍ	كَ	صَدْرِي	رَبِّي	يَ	كَخِيفَتِكُمْ	كَ - كُمْ
أَرَأَيْتَ	أَأَنْتُمْ	أَ	إِهْدِنَا	رَبَّنَا	نَا	أَصَلَوْتَكَ	أَ - كَ
الْآخِرَةِ	الْحَمْدُ	الْ	خَلَقَهَا	مَوْتَهَا	هَا	فَجَعَلْنَاهَا	فَ - هَا
وَالْعَصْرِ	وَالشَّمْسِ	وَالْ	يَهْدِيهِ	فَضْلِهِ	هِ	لِرَبِّهِ	لِ - هِ
فَالْحَقُّ	فَالْيَوْمَ	فَالْ	تَرْمِيهِمْ	رَبِّهِمْ	هِمْ	-	-
بِالصَّبْرِ	بِالْحَقِّ	بِالْ	اجْعَلْنِي	أَعْنِي	نِي	-	-
لِلْحَقِّ	لِلْقَمَرِ	لِلْ	-	-	-	-	-
أَفَرَأَيْتَ	أَفَسِحْرُ	أَفَ	-	-	-	أَفْتَهْلِكُنَا	أَفَ - نَا



## Tajweed Practice - 1

MashaAllah! You have learnt how to read the Qur'an along with basic Tajweed. In order to recite Qur'an with Tajweed correctly and to practice them well, the four Qul (Surah Ikhlas, Surah Kafiroom, Surah Falaq and Surah Naas) are given in the following pages. which we normally recite in the prayer (salah) and in different times in our daily life.

### Please note the following:

- The first cell below each word mentions those letters there is chance to commit mistakes.
- The second cell below each word mentions those rules of Tajweed where there is a possibility of committing a mistake.

### Regarding the Tajweed rules, makharij, and other comments in the cells, please note the following:

- **2,4+** means 'Three Stopping Styles;' i.e., you can stop with 2 Harakahs, 4 Harakaat, or 5-6 Harakaat.
- **Qql:** Qalqalah
- **Att-Madd:** Attached Madd.      **Det-Madd:** Detached Madd.
- Give special attention to the pronunciation of 'Alif with Harakah (أ, إ, إ) or Hamzah ء ؤ ؕ Many people skip the starting jerk while reading it.
- Don't recite the Arabic letter Raa like English R. English R sound is not very clear while Arabic Raa sound is quite clear having low frequency.
- Pronounce clearly the Original Madd (Alif Madd, Yaa Madd and Waw Madd). They can be of three types:

بَا، تَا، ثَا، جَا، حَا، ...

بَي، تَي، ثَي، جَي، حَي، ...

بُو، تُو، ثُو، جُو، حُو، ...

## سُورَةُ الْفَاتِحَةِ Surah Al-Fatihah

الرَّحِيمِ		مِنَ الشَّيْطَانِ		بِاللَّهِ		أَعُوذُ	
Not like english Raa ر		شَيِّ، ط				آ Read clearly، ع، ذ	
2,4+ Thick ر		with Alif Madd طا		Thick ط		thin ل	
Waw Madd عُ							
بِسْمِ		اللَّهِ		الرَّحْمَنِ		الرَّحِيمِ (١)	
		ح		ح		ح	
2,4+ Yaa madd جى		Thick ر		Thick ر		thin ل	
أَلْحَمْدُ		لِلَّهِ		رَبِّ		الْعَلَمِينَ (٢)	
آ Read clearly، ح		Not like english Raa ر		ع			
د		Thick ر		thin ل		Alif Madd عا	
2,4+							
الرَّحْمَنِ		الرَّحِيمِ (٣)		مَلِكِ		يَوْمِ	
ح		ح		ع		الَّذِينَ (٤)	
Thick ز		Thick ز		Alif Madd عا		Soft Waw يُو	
2,4+ Yaa Madd دى							
إِيَّاكَ		نَعْبُدُ		وَإِيَّاكَ		نَسْتَعِينُ (٥)	
آ Read clearly، ي		ع		! Read clearly، ي		ع	
Alif madd يا		thin ع		Alif Madd يا		2,4+	
إِهْدِنَا		الصِّرَاطَ		الْمُسْتَقِيمَ (٦)			
! Read clearly، ه		ص، ر، Not like english Raa ط		س، ق			
		Alif Madd وَا		ص ر ط thick		High ق	
2,4+							
صِرَاطَ		الَّذِينَ		أَنْعَمْتَ		عَلَيْهِمْ (٧)	
		ذ		ع، ن Read clearly		ع	
Thick ر		Yaa Madd دى		Soft Yaa لى		ص، ط High	
غَيْرِ		الْمَغْضُوبِ		عَلَيْهِمْ		وَلَا الضَّالِّينَ (٧)	
غ		غ، ض		ع		ض	
Soft Yaa غى		Waw Madd ضُو		Soft Yaa لى		Madd	
High غ						2,4+	

# سُورَةُ الْكَافِرُونَ

بِسْمِ اللَّهِ الرَّحْمَنِ الرَّحِيمِ

الْكَافِرُونَ ١

يَا أَيُّهَا

قُلْ

Read clearly أ

ق

2,4+

Waw Madd وُ

Alif Madd كَا

Det-Madd يَّا

High ق

وَلَا أَنْتُمْ

تَعْبُدُونَ ٢

مَا

أَعْبُدُ

لَا

Read clearly وُ، أ

ع

Read clearly ع أ

Det-Madd لَا

Hide (Ikhfa) نُ

2,4+

Waw Madd وُ

Alif Madd مَا

عَبَدْتُمْ ٤

عَابِدُ مَا

وَلَا أَنَا

مَا أَعْبُدُ ٣

عِبْدُونَ

ع

ع

Read clearly وُ، أ

أ، ع

ع

Idgham عِبْدْتُمْ

Thick ط

Ghunnah مْ

أَنْ

Det-Madd لَا

Qql at stop د

Det-Madd مَا

Waw Madd وُ

Alif Madd ع

مَا أَعْبُدُ ٥

عِبْدُونَ

وَلَا أَنْتُمْ

Read clearly أ، ع

Read clearly وُ، أ

Qql at stop د

Det-Madd مَا

Waw Madd وُ

Alif Madd ع

Hide (Ikhfa) نُ

Det-Madd لَا

وَلِي دِينِ ٦

لَكُمْ دِينُكُمْ

وُ

مْ

2,4+

Yaa Madd دِي

Yaa Madd دِي

## Surah Al-Ikhlās سُورَةُ الْإِخْلَاصِ

بِسْمِ اللَّهِ الرَّحْمَنِ الرَّحِيمِ

قُلْ هُوَ اللَّهُ أَحَدٌ ١ اللَّهُ الصَّمَدُ ٢

ق	ه، و	ا Read clearly ح	ل Thick ل	ص Thick ص	د Qql at stop د
High ق	Thick ل	د Qql at stop د	ل Thick ل	ص Thick ص	د Qql at stop د

لَمْ يَلِدْ وَلَمْ يُولَدْ ٣ وَلَمْ يَكُنْ لَهُ كُفُوًا أَحَدٌ ٤

م	و، م	و، م	ذ Qql	د Qql at stop د	ا، ح
ذ Qql	د Qql at stop د	ه Waw Madd	د Qql at stop د	ا، ح	د Qql at stop د

## Surah Al-Falaq سُورَةُ الْفَلَقِ

بِسْمِ اللَّهِ الرَّحْمَنِ الرَّحِيمِ

قُلْ أَعُوذُ بِرَبِّ الْفَلَقِ ١ مَا خَلَقَ ٢

ق	ا، ع، ذ	ر	ق	ن Ikhfa	ر Thin	ما Alif Madd	خ، ق High
High ق	Waw Madd	ر Thick	ق Qql at stop	ن Ikhfa	ر Thin	ما Alif Madd	ب Qql at stop

وَمِنْ شَرِّ غَاسِقٍ إِذَا وَقَبَ ٣ وَمِنْ شَرِّ

ر	غ	ا، ذ، ق	ر	ن Ikhfa	ر Thin
ن Ikhfa	ر Thin	غ High	ا، ذ، ق	ن Ikhfa	ر Thin

النَّفْثِ فِي الْعُقَدِ ٤ وَمِنْ شَرِّ

ث	ع، ق	ر	ث	ف، ث Alif Madd	ن Ghunnah
ث	ع، ق	ر	ث	ف، ث Alif Madd	ن Ghunnah

حَاسِدٍ إِذَا حَسَدَ ٥

ح	ا Read clearly ح	ح	ح	ا، ذ، ق	ر Thin
ح	ا Read clearly ح	ح	ح	ا، ذ، ق	ر Thin

# Surah Al-Nas سُورَةُ النَّاسِ

بِسْمِ اللَّهِ الرَّحْمَنِ الرَّحِيمِ

قُلْ	أَعُوذُ	بِرَبِّ	النَّاسِ	مَلِكِ	النَّاسِ
ق	أ Read clearly ع، ذ	ر	2,4+	2,4+	2,4+
High ق	Waw Madd عُ	Thick ر	Ghunnah نّ	Ghunnah نّ	Ghunnah نّ
إِلَهُ النَّاسِ	مِنْ شَرِّ	الْوَسْوَاسِ	الْخَنَّاسِ		
3	Not like English Raa ر	2,4+	خ		
Waw Madd ل	Ghunnah نّ	Hide (Ikhfa) نّ	Thin ر	Alif Madd وَا	Ghunnah نّ
الَّذِي يُوسُّوسُ	فِي صُدُورِ	النَّاسِ	مِنَ الْجِنَّةِ	وَالنَّاسِ	
ذ	ص	2,4+	2,4+		
Yaa Madd ذِي	Yaa Madd فِي	Waw Madd دُو	Ghunnah نّ	Ghunnah نّ	Ghunnah نّ

## Tajweed Practice - 2

For Tajweed practice, Surah Al-Fatihah and starting pages of Surah Al-Baqarah are given here. In these pages, numbers are mentioned below some of the words. These numbers actually stands for the lesson numbers of this book and they indicate the Tajweed rules taught in that lesson and applied here. For example:



Number: 38 is mentioned below “بِسْمِ اللَّهِ”, it indicates that the rules taught in lesson: 38 (Laam of the word “Allah”) are applied here. If font (1,2,3) is used, then it mean same word was taught earlier and if (1, 2, 3) is used then word is different, but rule applied is same as in that lesson.

Frequent recitation of these selected verses, will reinforce the rules of Tajweed. these can be applied in other pages of Qur'an as well with ease.

The Index of these rules (from this book) is given below for ease of understanding these rules.

Lesson Number	Lesson Name	Page Number
34	Shaddah on (م & ن) .....	12
35	Revision - 29 to 34 .....	13
36	Rules of Madd .....	16
37	Separated letters.....	19
38	Laam of the word “Allah” .....	22
39	Shamsi letters.....	23
40	Qamari letters.....	27
41	Rules of Meem Saakinah .....	29
42	Rules of Raa .....	32
43	Show (Izhar) (to show Noon Saakinah & Tanween) .....	34
44	Hide (Ikhfa) (to hide Noon Saakinah & Tanween) .....	37
45	Merge (Idghaam) (to Noon Saakinah / Tanween with next letter).....	39
46	Change (Iqlaab) (Noon Saakinah / Tanween with Meem Saakinah) .....	42
47	The tiny Noon (Noon Qutni) .....	43
48	Silent letters.....	47
49	Revision - 36 to 48 .....	49
50	Rules for starting & stopping of the recitation .....	52

البقرة ٢

2

الْفَاتِحَةُ ١

آيَاتُهَا ٧

سُورَةُ الْفَاتِحَةِ مَكِّيَّةٌ

رُكُوعُهَا ١

بِسْمِ اللَّهِ الرَّحْمَنِ الرَّحِيمِ (١)

الْحَمْدُ لِلَّهِ رَبِّ الْعَالَمِينَ (٢) الرَّحْمَنِ الرَّحِيمِ (٣)

مَلِكِ يَوْمِ الدِّينِ (٤) إِيَّاكَ نَعْبُدُ وَإِيَّاكَ نَسْتَعِينُ (٥)

اهْدِنَا الصِّرَاطَ الْمُسْتَقِيمَ (٦) صِرَاطَ الَّذِينَ أَنْعَمْتَ

عَلَيْهِمْ غَيْرِ الْمَغْضُوبِ عَلَيْهِمْ وَلَا الضَّالِّينَ (٧)

آيَاتُهَا ٢٨٦

سُورَةُ الْبَقَرَةِ مَكِّيَّةٌ

رُكُوعَاتُهَا ٤

بِسْمِ اللَّهِ الرَّحْمَنِ الرَّحِيمِ

الْم (١) ذَلِكَ الْكِتَابُ لَا رَيْبَ فِيهِ (٢)

هُدًى لِلْمُتَّقِينَ (٣) الَّذِينَ يُؤْمِنُونَ بِالْغَيْبِ

وَيُقِيمُونَ الصَّلَاةَ وَمِمَّا رَزَقْنَاهُمْ يُنْفِقُونَ (٤)

وَالَّذِينَ يُؤْمِنُونَ بِمَا أُنْزِلَ إِلَيْكَ وَمَا

أُنْزِلَ مِنْ قَبْلِكَ (٥) وَبِالْآخِرَةِ هُمْ

منزل 1

أُولَئِكَ عَلَىٰ هُدًى مِّن رَّبِّهِمْ وَأُولَئِكَ هُمُ الْمُفْلِحُونَ ﴿٥﴾  
 50 18 22 22 36 48 42 45 45 29 21 48 36  
 إِنَّ الَّذِينَ كَفَرُوا سَوَاءٌ عَلَيْهِمْ ءَأَنذَرْتَهُمْ أَمْ لَمْ تُنذِرْهُمْ  
 44 42 44 24 43 36 18 16 32 34  
 لَا يُؤْمِنُونَ ﴿٦﴾ خَتَمَ اللَّهُ عَلَىٰ قُلُوبِهِمْ وَعَلَىٰ سَمْعِهِمْ وَعَلَىٰ  
 21 21 18 21 36 50 25 14  
 أَبْصَارِهِمْ غِشَاوَةٌ وَلَهُمْ عَذَابٌ عَظِيمٌ ﴿٧﴾ وَمِنَ النَّاسِ  
 34 50 43 45 50 26  
 مَن يَقُولُ آمَنَّا بِاللَّهِ وَبِالْيَوْمِ الْآخِرِ وَمَا هُمْ بِمُؤْمِنِينَ ﴿٨﴾  
 50 25 41 14 21 23 40 38 34 18 45  
 يُخَدِّعُونَ اللَّهَ وَالَّذِينَ آمَنُوا وَمَا يَخْدَعُونَ إِلَّا أَنفُسَهُمْ  
 44 36 32 18 14 20 16 38  
 وَمَا يَشْعُرُونَ ﴿٩﴾ فِي قُلُوبِهِمْ مَّرَضٌ فَزَادَهُمُ اللَّهُ مَرَضًا  
 42 38 44 41 16 50 14  
 وَلَهُمْ عَذَابٌ أَلِيمٌ ﴿١٠﴾ بِمَا كَانُوا يَكْذِبُونَ وَإِذَا قِيلَ  
 16 14 50 27 18 14 15 46 43 14  
 لَهُمْ لَا تُفْسِدُوا فِي الْأَرْضِ قَالُوا إِنَّمَا نَحْنُ مُصْلِحُونَ ﴿١١﴾  
 50 34 36 18 42 48 18 14 22  
 إِلَّا إِنَّهُمْ هُمُ الْمُفْسِدُونَ وَلَكِن لَّا يَشْعُرُونَ ﴿١٢﴾ وَإِذَا  
 15 50 14 45 18 22 34 36  
 قِيلَ لَهُمِ امْنُوا كَمَا آمَنَ النَّاسُ قَالُوا أَنُؤْمِنُ كَمَا آمَنَ  
 20 36 25 36 34 20 36 18 16  
 السُّفَهَاءُ إِلَّا إِنَّهُمْ هُمُ السُّفَهَاءُ وَلَكِن لَّا يَعْلَمُونَ ﴿١٣﴾  
 50 14 45 36 39 34 36 36  
 وَإِذَا لَقُوا الَّذِينَ آمَنُوا قَالُوا آمَنَّا وَإِذَا خَلَوْا إِلَىٰ  
 21 23 15 34 36 18 20 32 48 14  
 شَيْطَانِهِمْ قَالُوا إِنَّا مَعَكُمْ إِنَّمَا نَحْنُ مُسْتَهْزِءُونَ ﴿١٤﴾  
 50 34 22 34 36 16 21  
 اللَّهُ يَسْتَهْزِئُ بِهِمْ وَيَمُدُّهُمْ فِي طُغْيَانِهِمْ يَعْمَهُونَ ﴿١٥﴾  
 50 16 38





# Lesson - 1

## Aqeedah

**Our belief about Allah is:**

1. Allah is one. He does not have any partner. And nobody is like Him.
2. Allah alone is worthy for worshipping. Nobody except Him is Worthy to be worshipped.
3. Allah is All-aware of everything that goes on in the Universe. Nothing in skies or in the land is hidden from Him.
4. Allah is the Mightiest of all and has All-power over everything.
5. Allah is self-sufficient and free from need. Everyone needs Him and He does not need anybody.

## Qur'an

قُلْ يَا أَيُّهَا الْكَافِرُونَ ﴿١﴾ لَا أَعْبُدُ مَا تَعْبُدُونَ ﴿٢﴾ وَلَا أَنْتُمْ عِبُدُونَ مَا أَعْبُدُ ﴿٣﴾

**NOTE:** Memorize these verses of Surah Al-Kafiroon.

## Hadeeth

**The Messenger of Allah ﷺ said:**

اقْرَأُوا الْقُرْآنَ فَإِنَّهُ يَأْتِي يَوْمَ الْقِيَامَةِ شَفِيعًا لِأَصْحَابِهِ

**Translation:** Recite the Qur'an, for on the Day of Resurrection it will come as an intercessor for those who recite it. (Muslim: 804)

## Dua

لَا إِلَهَ إِلَّا أَنْتَ سُبْحَانَكَ إِنِّي كُنْتُ مِنَ الظَّالِمِينَ

**Translation:** There is no deity except You; exalted are You. Indeed, I have been of the wrongdoers. (Anbiya:87)

## Seerah

There were many evil traditions and customs among the people of Makkah at that time. They worshipped false gods, called upon them for help, they killed their daughters, lied, stole and tortured slaves. They fought long wars for a simple reason. Prophet Muhammad ﷺ, taught them excellent manners and morals.

## Akhlaaq

**Manner of meeting:**

1. Meet people or friends or anyone for the sake of Allah. You will get rewards in-sha-Allah. Allah loves those who meet people just for Allah's sake.
2. Make sure that your dress is neat and clean. Wash your face, comb your hair, keep your nails neat and trim. Put a little perfume if possible.
3. Do not meet people when they are busy in work or resting. If required take permission for that.
4. Always try to be the first one to say salaam. Speak politely in a moderate tone with a smiling face.

## Lesson - 2

### Aqeedah

**Our belief about Allah is:** (continued from previous lesson)

6. Allah only has created the land, skies, sun, moon stars, angels, mankind, Jinns and the entire universe.
7. Allah only gives life and causes death to whom He wills.
8. Allah only possess the treasures of provision and He provides it whom He wills and what He wills.
9. Allah stops the provision for whom He wills and opens the gates of His bounty to whom He wills.
10. Allah neither eats nor drinks. He neither gets sleep nor does He gets tired.

### Qur'an

قُلْ يَا أَيُّهَا الْكَافِرُونَ ﴿١﴾ لَا أَعْبُدُ مَا تَعْبُدُونَ ﴿٢﴾ وَلَا أَنْتُمْ عِبُدُونَ مَا أَعْبُدُ ﴿٣﴾  
وَلَا أَنَا عَابِدٌ مَّا عَبَدْتُمْ ﴿٤﴾ وَلَا أَنْتُمْ عِبُدُونَ مَا أَعْبُدُ ﴿٥﴾ لَكُمْ دِينُكُمْ وَلِيَ دِينِ ﴿٦﴾

**NOTE:** Memorize Surah Al-Kafiroon.

### Hadeeth

**The Messenger of Allah ﷺ said:**

مَنْ يُرِدِ اللَّهُ بِهِ خَيْرًا يُفَقِّهْهُ فِي الدِّينِ

### Dua

**Translation:** When Allah wills good for a person, He causes him to understand the religion. (Bukhari: 71)

رَبِّ أَنْزِلْنِي مُنْزَلًا مُبْرَكًا وَأَنْتَ خَيْرُ الْمُنْزِلِينَ

**Translation:** My Lord, let me land at a blessed landing place, and You are the best to accommodate [us]. (Mominun:29)

### Seerah

Anas رضي الله عنه reported: Whenever the Prophet ﷺ spoke a sentence (said a thing), He used to repeat it thrice so that the people could understand it properly from Him, and whenever He came upon a group of people, He would greet them, and He would repeat Salaam thrice. (Bukhari: 94)

### Akhlaaq

**Manner of meeting:** (continued from previous lesson)

5. Do not talk unnecessarily.
6. If you go to somebody's house, sit where you are asked to sit.
7. Do not sit long that the host is troubled.
8. After meeting thank the host before departing.
9. When host offers anything snacks or dinner, it is good manners to eat after the host.
10. Do not interrupt the other person when he/she is speaking.

## Lesson - 3

### Aqeedah

**Our belief about Allah is:** (continued from previous lesson)

11. Allah is not born to anyone. He does not have any sons or daughters nor He has any wife.
12. Those who say Isa (AS) is son of Allah, they utter a terrible lie about Allah.
13. Those who say Uzair (AS) is son of Allah, they utter a terrible lie about Allah.
14. Allah is free from all shortcomings (faults).
15. Allah is from the beginning and remains till end.

### Qur'an

قُلْ يَا أَيُّهَا الْكَافِرُونَ ﴿١﴾ لَا أَعْبُدُ مَا تَعْبُدُونَ ﴿٢﴾ وَلَا أَنْتُمْ عِبُدُونَ مَا أَعْبُدُ ﴿٣﴾  
وَلَا أَنَا عَابِدٌ مَّا عَبَدْتُمْ ﴿٤﴾ وَلَا أَنْتُمْ عِبُدُونَ مَا أَعْبُدُ ﴿٥﴾ لَكُمْ دِينُكُمْ وَلِيَ دِينِ ﴿٦﴾

**NOTE:** Revise Surah Al-Kafiroon.

### Hadeeth

**The Messenger of Allah ﷺ said:**

إِذَا سَمِعْتُمُ النِّدَاءَ فَقُولُوا مِثْلَ مَا يَقُولُ الْمُؤَذِّنُ

**Translation:** Whenever you hear the Adhan, say what the Mu'adh-dhin is saying. (Bukhari: 611)

### Dua

رَبِّ أَعُوذُ بِكَ مِنْ هَمَزَاتِ الشَّيَاطِينِ ﴿٩٧﴾ وَأَعُوذُ بِكَ رَبِّ أَنْ يَحْضُرُونِ ﴿٩٨﴾

**Translation:** My Lord, I seek refuge in You from the incitements of the devils, and I seek refuge in You, my Lord, lest they be present with me.

(Al-Muminoon:97-98)

### Seerah

Even the neighbors of the Messenger of Allah ﷺ did not let him live peacefully. They threw stones, garbage and lay thorns in his path. Once the Messenger of Allah ﷺ was praying near Ka'bah and he was in Sajdah, Uqba bin Abi Moeet threw camel's gut (large intestine) on him. Fatima, his daughter removed it.

### Akhlaaq

**Manners of Games:**

Sports and Exercise gives strength to human body. Therefore sport and games are good for health but one should take care of the following:

1. One has to prioritize the work. When activity done at its due appointed time would be beneficial. Follow a schedule of doing your school work, house work and play.
2. Balance have to be maintained in play and school work.
3. Play games that develop you physically and mentally. Time wasting games like online games, watching matches and other similar activities does not benefit.

## Lesson - 4

### Aqeedah

Belief in the Angels is a fundamental part of Iman, just like the belief in Tawheed (Oneness of Allah) and the Risalah (Prophet-hood).

Allah almighty created countless angels. Angels are created with light that's why they are not visible to us. They are obedient servants of Allah. They do whatever Allah tells them to do. They pray and worship and Glorify Allah.

### Qur'an

أَرَأَيْتَ الَّذِي يُكَذِّبُ بِالدِّينِ ﴿١﴾ فَذَلِكَ الَّذِي يَدْعُ الْيَتِيمَ ﴿٢﴾  
وَلَا يَحْضُ عَلَى طَعَامِ الْمِسْكِينِ ﴿٣﴾

**NOTE:** Memorize these verses of Surah Al-Ma'oon.

### Hadeeth

The Messenger of Allah ﷺ said:

مَنْ دَلَّ عَلَى خَيْرٍ فَلَهُ مِثْلُ أَجْرِ فَاعِلِهِ

**Translation:** He who guides (others) to an act of goodness, will have a reward similar to that of its doer. (Muslim:1893)

### Dua

رَبَّنَا آمَنَّا فَاغْفِرْ لَنَا وَارْحَمْنَا وَأَنْتَ خَيْرُ الرَّاحِمِينَ

**Translation:** Our Lord, we have believed, so forgive us and have mercy upon us, and You are the best of the merciful. (Al-Mu'minoon:109)

### Seerah

When the oppression of people of Makkah grew, the Messenger of Allah ﷺ ordered the Muslims to migrate towards Habshah to protect their religion and save themselves from harassment. Habasha is a country near Arabia.

### Akhlaaq

**Manners of Health:**

Health is a great blessing of Allah. To maintain and protect the health we should take care of the following:

1. Keeping clean our body and the clothes.
2. Taking bath.
3. Cutting the nails.
4. Applying oil in the hairs and combing.
5. Doing Miswak, brushing or using tooth powder to keep the teeth clean.
6. Make sure to eat healthy food and avoid junk food.
7. Full night sleep is essential, so go early to bed after Isha and get up early for Fajr to have a healthy life.

## Lesson - 5

### Aqeedah

The angels perform their duties sincerely with complete dedication with what Allah has assigned to them. They never disobey or show negligence/laziness in their tasks.

أَرَأَيْتَ الَّذِي يُكَذِّبُ بِالْإِيمَانِ ﴿١﴾ فَذَلِكَ الَّذِي يَدْعُ الْيَتِيمَ ﴿٢﴾ وَلَا يَحْضُ

### Qur'an

عَلَى طَعَامِ الْمَسْكِينِ ﴿٣﴾ قَوْلًا لِّلْمُصَلِّينَ ﴿٤﴾ الَّذِينَ هُمْ عَنْ صَلَاتِهِمْ سَاهُونَ ﴿٥﴾  
الَّذِينَ هُمْ يُرَاءُونَ ﴿٦﴾ وَيَمْنَعُونَ الْمَاعُونَ ﴿٧﴾

**NOTE:** Memorize Surah Al-Ma'oon.

### Hadeeth

The Messenger of Allah ﷺ said:

إِيَّاكُمْ وَالظَّنَّ، فَإِنَّ الظَّنَّ أَكْذَبُ الْحَدِيثِ

**Translation:** Beware of suspicion, for suspicion amounts to the worst form of lying. (Bukhari:6724)

### Dua

رَبِّ هَبْ لِي حُكْمًا وَاجْعَلْنِي بِالصَّالِحِينَ

**Translation:** My Lord, grant me authority and join me with the righteous. (Al-Shu'ara:83)

### Seerah

In the leadership of Osman bin Affan R.A a caravan of 12 men and 4 women moved towards Habshah after getting the order of Migration. This incident took place in the month of Rajab, the 5th year after getting Prophethood.

### Akhlaaq

**Manners of Dressing:**

1. Wear the clothes that covers the body and safeguard you from the climatic conditions.
2. They should not be too tight to shows your body parts and nor too loose.
3. Start from right hand/leg for wearing clothes.
4. Dust off well before wearing clothes, there might be some insect.
5. White garments are approved for men. The Messenger of Allah ﷺ liked the white garments.
6. Avoid wearing cross dressings. Women should not wear gents' clothes and vice-versa.



## Lesson - 6

### Aqeedah

Jibreel AS brings the commandments of Allah and His Books to the Prophets. Mikael AS arranges to send rain by the permission of Allah and appointed to arrange provision to the people.

### Qur'an

أَرَأَيْتَ الَّذِي يُكَذِّبُ بِالْإِيمَانِ ﴿١﴾ فَذَلِكَ الَّذِي يَدْعُ الْيَتِيمَ ﴿٢﴾ وَلَا يُحِصُّ  
عَلَى طَعَامِ الْمُسْكِينِ ﴿٣﴾ قَوْلًا لِّلْمُصَلِّينَ ﴿٤﴾ الَّذِينَ هُمْ عَنْ صَلَاتِهِمْ سَاهُونَ ﴿٥﴾  
الَّذِينَ هُمْ يُرَاءُونَ ﴿٦﴾ وَيَمْنَعُونَ الْمَاعُونَ ﴿٧﴾

**NOTE:** Revise Surah Al-Ma'oon.

### Hadeeth

The Messenger of Allah ﷺ said:

لَا تَأْكُلُوا بِالشِّمَالِ فَإِنَّ الشَّيْطَانَ يَأْكُلُ بِالشِّمَالِ

**Translation:** Do not eat with (your) left hand, because Shaitaan eats with (his) left hand. (Muslim:2019)

### Dua

رَبَّنَا عَلَيْكَ تَوَكَّلْنَا وَإِلَيْكَ أَنَبْنَا وَإِلَيْكَ الْمَصِيرُ

**Translation:** Our Lord, upon You we have relied, and to You we have returned, and to You is the destination. (Al-Mum'tahanah:4)

### Seerah

The king of Habshah also known as Najashi was a fair and just ruler. People were happy with him. When the small group of Muslims reached there, they were relieved as they did not face any harassment there.

### Akhlaaq

**Manners of Eating:**

1. Wash hands before eating.
2. Say بِسْمِ اللَّهِ before you start eating. If you forget, then recite

بِسْمِ اللَّهِ أَوَّلَهُ وَآخِرَهُ

when you remember.

3. Use right hand for eating and drinking.
4. While eating the food sit upright.
5. Do not eat or drink while standing.
6. Avoid eating in haste – eat slowly and comfortably
7. Drink water in three pauses of breath.
8. Use cup or glass to drink water. It is not a good habit to drink directly from bottle or a Jug.
9. Do not drink water immediately after playing.
10. Eat and drink according to your need. Do not over eat. Make sure you show concern while eating, look around the table and share the food with others.

# Lesson - 7

## Aqeedah

Israfeel عليه السلام will blow the Trumpet: once, for the destruction of the universe; and again, for the Resurrection of all accountable beings to face Judgment Day. And the angel who is appointed to take life of the creatures is named as Malak-Al-Maut (Angel of death).

## Qur'an

قُلْ يَا أَيُّهَا الْكَافِرُونَ ۝ لَا أَعْبُدُ مَا تَعْبُدُونَ ۝ وَلَا أَنْتُمْ عِبُدُونَ مَا أَعْبُدُ ۝ وَلَا أَنَا عَابِدٌ مَّا عَبَدْتُمْ ۝ وَلَا أَنْتُمْ عِبُدُونَ مَا أَعْبُدُ ۝ لَكُمْ دِينُكُمْ وَلِيَ دِينِ ۝

**NOTE:** Revise Surah Al-Kafiroon.

## Hadeeth

The Messenger of Allah ﷺ said:

إِنَّ الْمُسْلِمَ إِذَا عَادَ أَخَاهُ الْمُسْلِمَ لَمْ يَزَلْ فِي حُرْقَةِ الْجَنَّةِ حَتَّى يَرْجِعَ

**Translation:** Verily, when a Muslim visits his brother in Islam he is supposed to remain in the fruit garden of Paradise until he returns. (Muslim:2568)

## Dua

رَبَّنَا أَنْتُمْ لَنَا نُورٌ وَأَغْفِرْ لَنَا، إِنَّكَ عَلَى كُلِّ شَيْءٍ قَدِيرٌ

**Translation:** Our Lord, perfect for us our light and forgive us. Indeed, You are over all things competent. (Al-Tahrim:8)

## Seerah

The people of Makkah were very angry with the Muslims because of their migration to Habshah, and in reaction they began to torture and harass the Muslims living in Makkah. Seeing this, the Messenger of Allah ﷺ suggested more Muslims to migrate to Habshah. A second batch consisting of about 80 men and around 20 women migrated to Habshah.

## Akhlaaq

Going to see a patient and asking about his health and condition is called 'iyaadah. It is a very rewarding act. It is narrated in a Hadith that; whoever goes for 'iyaadah of his brother/sister in faith, seventy thousand angels pray for him. Likewise, the Messenger of Allah ﷺ said in another Hadith that a Muslim has 6 rights over other Muslim, and one among them is to do 'iyaadah. Therefore when we come to know about anybody's illness we should go for his/her 'iyaadah.



# Lesson - 8

## Aqeedah

Whatever work the angels do, they do so by the permission of Allah and by His order only. They do nothing by their own will nor do they have power to do so.

## Qur'an

أَرَأَيْتَ الَّذِي يُكَذِّبُ بِالْإِيمَانِ ۚ فَذَلِكَ الَّذِي يَدْعُ الْيَتِيمَ ۚ وَلَا يَحْضُ  
عَلَىٰ طَعَامِ الْمِسْكِينِ ۚ فَوَيْلٌ لِلْمُصَلِّينَ ۚ الَّذِينَ هُمْ عَنْ صَلَاتِهِمْ سَاهُونَ ۚ  
الَّذِينَ هُمْ يُرَآؤُونَ ۚ وَيَمْنَعُونَ الْمَاعُونَ ۚ

**NOTE:** Revise Surah Al-Ma'oon.

## Hadeeth

The Prophet ﷺ used to recite this Dua while wiping out his hand on the body of the patient:

أَذْهِبِ الْبَاسَ رَبَّ النَّاسِ، وَاشْفِ أَنْتَ الشَّافِي، لَا شِفَاءَ إِلَّا شِفَاؤُكَ، شِفَاءً لَا يُغَادِرُ سَقَمًا

**Translation:** Lord of the people, remove the disease, cure him for You are the great Curer. There is no cure but through Your healing Power which leaves nothing of the disease. (Bukhari: 5750)

## Dua

رَبَّنَا اغْفِرْ لِي وَلِوَالِدَيَّ وَلِلْمُؤْمِنِينَ يَوْمَ يَقُومُ الْحِسَابُ

**Translation:** Our Lord, forgive me and my parents and the believers on the Day the account is established. (Ibrahim:41)

## Seerah

The Muslims lived in Habasha unmolested for a number of years. During this period were the Muslims in Arabia subjected to the social boycott, the Year of sorrow, Muhammad's ﷺ visit to Ta'if, the Isra and Mi'raj, and finally the Migration to Madinah.

The Muslims in Habasha would not return to Arabia and reunited with their fellow Muslims in Madinah.

## Akhlaaq

**Manners of 'iyaadah (visiting a sick):**

1. Whenever you visit a sick person, console and encourage him and pray for his Health.
2. Sit by the head of the sick person and recite this Dua 7 times:  
أَسْأَلُ اللَّهَ الْعَظِيمَ، رَبَّ الْعَرْشِ الْعَظِيمِ، أَنْ يَشْفِيكَ
3. Do not stay too long with patient, unless the patient himself want you to stay.
4. Sit in peace and in a dignified manner. Do not talk loudly or exhaust him with irrelevant or depressing talks.
5. Express your sympathy and encouragement to his family and if possible help them.
6. Ask the patient to pray for you, because patient's Dua is accepted.

## Hide (Ikhfa)



## Show (Izhar)



## Change (Iqlab)




## Merge (Idghaam)



## Rules of "Raa"


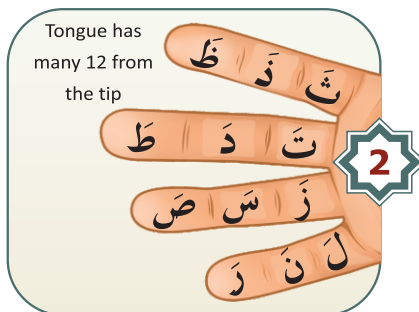

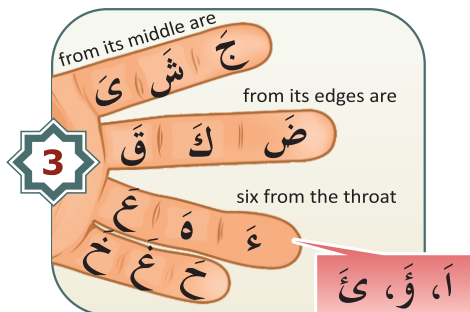


## Laam of the word "Allah"




# 1 The Letters' Poem With Fathah (Zabar)

with Makharij & attributes through TPI



(اطباق) Very thick & high



(استعلاء) High



(تفخيم) Thick



(استفاله) Low

## About the Author

Dr. Abdulazeer Abdulraheem developed "Read Al-Qur'an, the easy way & with Tajweed" and "Understand Al-Qur'an, the easy way" series based on 25 years of teaching and research. Many schools around the world have adopted the two series. A separate syllabus is also designed for the adults as well. Dr. Abdulazeer Abdulraheem has taught these courses in more than 10 countries. His programs are aired by many national and international TV networks. His books are translated into more than 20 languages.

Plot No. 13-6-434/B/41, 2nd Floor, Omnagar, Langar House,  
Hyderabad - 500 008. Telangana - INDIA

Phone Nos: +91- 9652 430 971 /+91-40-2351 1371

Website: www.understandquran.com | Email: info@understandquran.com