

The next slide is at B-sound of

...

Bismillah



Read Al-Quran

The Easy Way

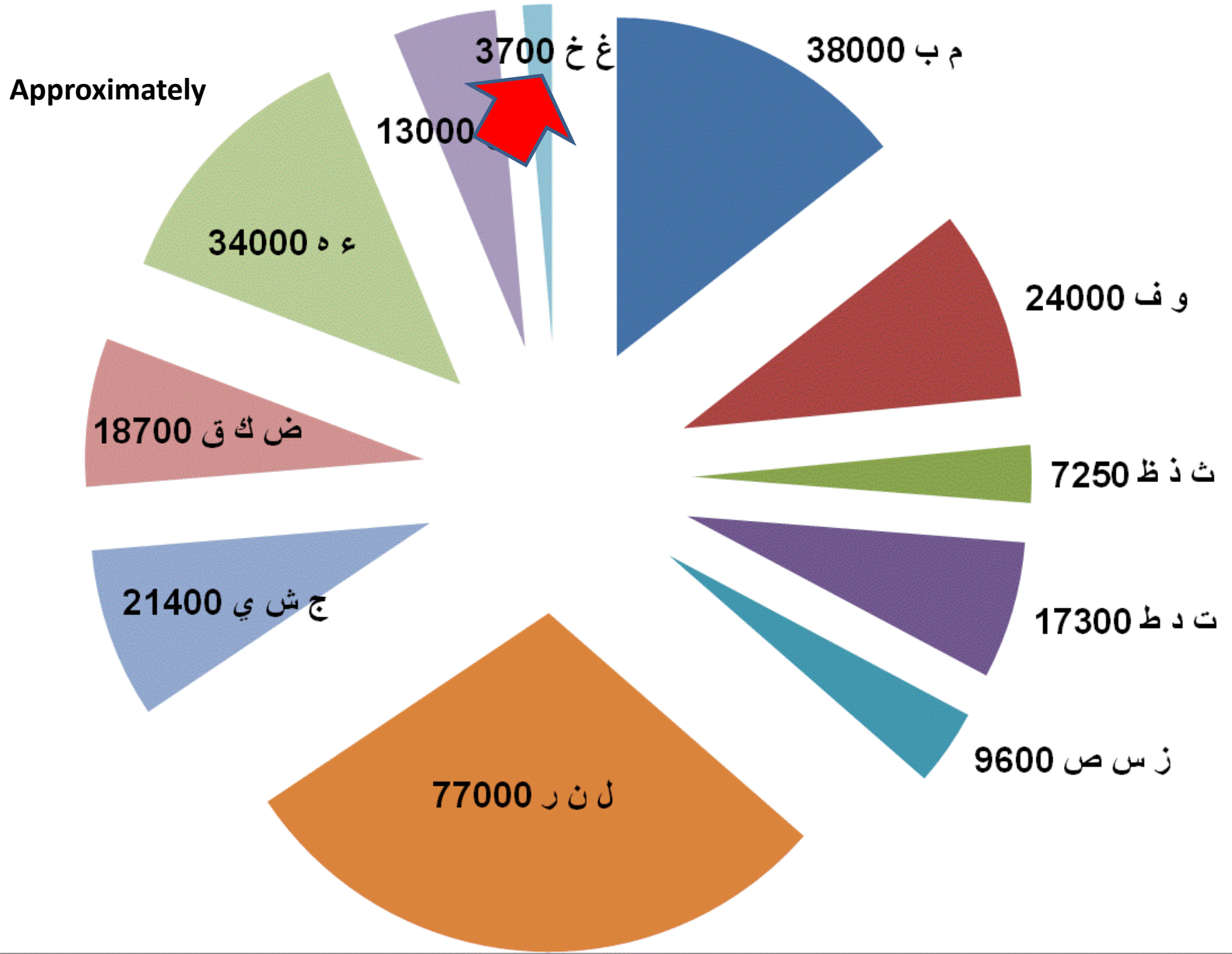
By
Dr. Abdulazeez Abdulraheem

www.understandquran.com
info@understandquran.com

بِسْمِ اللَّهِ الرَّحْمَنِ الرَّحِيمِ
الْحَمْدُ لِلَّهِ وَالصَّلَاةُ وَالسَّلَامُ عَلَى رَسُولِ اللَّهِ
السَّلَامُ عَلَيْكُمْ وَرَحْمَةُ اللَّهِ وَبَرَكَاتُهُ

Lesson-11

غ خ



Relax & Smile!

Take a deep
breath



You are the best! Why? The Prophet pbuh said so!
You **learn best** and **remember more** when you feel good!



1

The Letter Poem

(with Fathah)

With action
please!

(to remember
attributes)



1

are from the lips

From its middle are:

ج ش ي

From its edges are:

ض ك ق

Six from the throat:

ء ه ع م ن هـ

3

Tongue has many;
12 from the tip

ظ ذ ظ

ث د ط

ز س ص

ل ن ر

2

At the end is: ا

First Letter



غُرَاب



What is that bird? Crow. In Arabic, it means غُرَاب. It is a very intelligent bird!

Shape of Letter غ



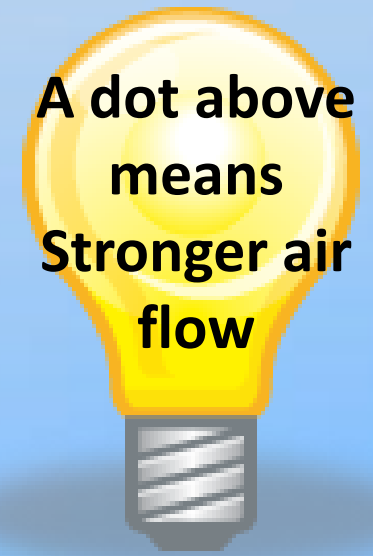
You see 'ayn in the center and a ghuraab flying towards ayn.

Shape of Letter غ



When غ sits on ع it becomes غ. ع has no dot and غ has a dot on its head.

Shape of Letter غ



A dot above
means
Stronger air
flow

From the upper part of the throat

ع

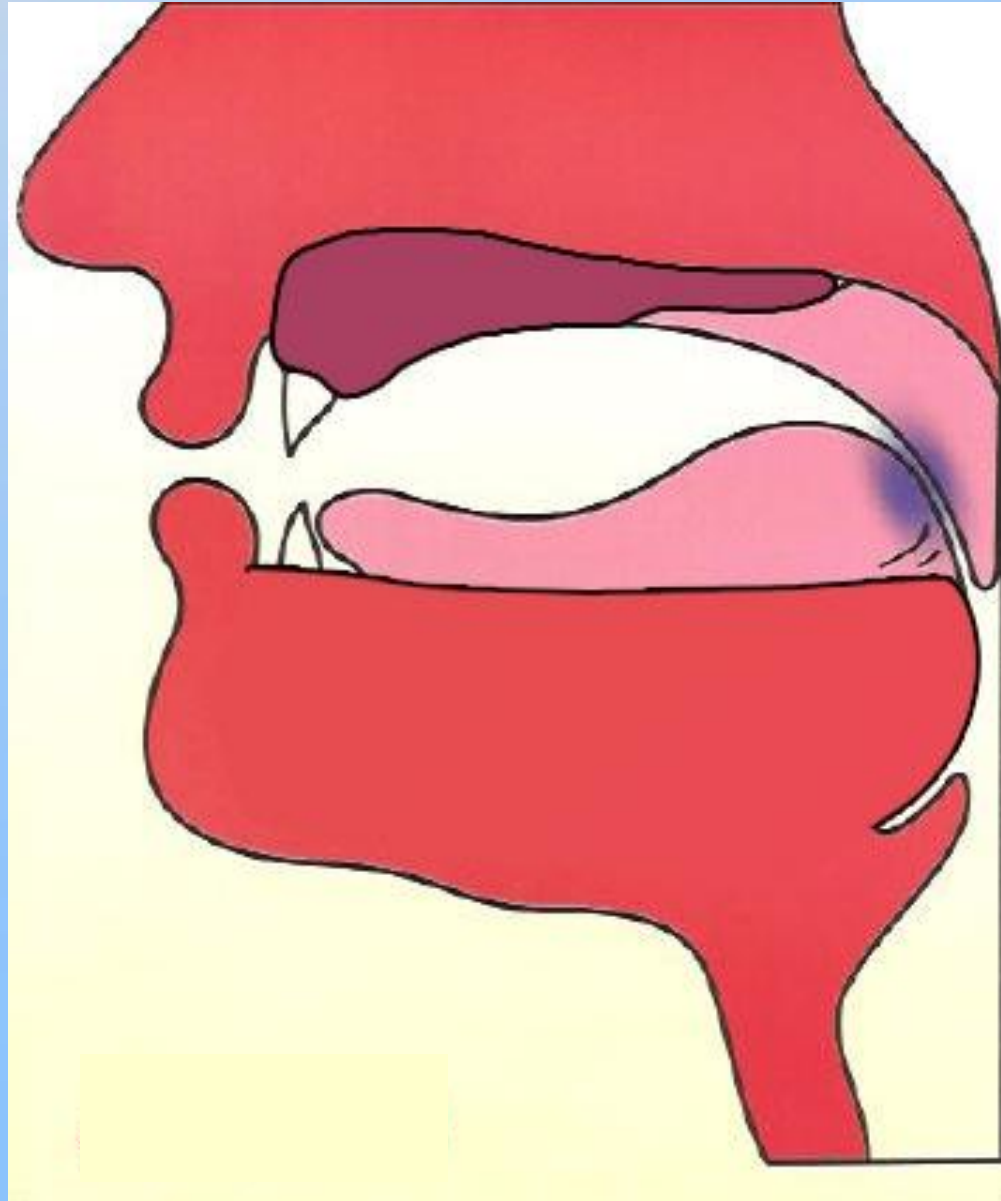


Image is from the book of Sheik Ayman Suwaid



“The one who taught by the pen”

Strokes for Arabic Letters



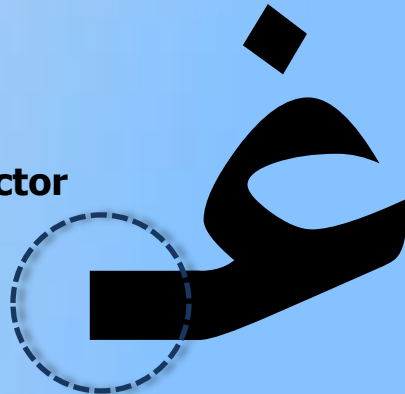


Short Form

1. Identify the face!



2. Put the connector



Short Form

(Beginning or middle)

ف

Full Form

ف

Short Form

(Beginning or middle)

غ

غ



Full Form

غ

Change for cursive writing. Its head is like a cap (to avoid mixing it with م)

غ



Connectors from previous letters

Short Form

(Beginning or middle)

غ

ف

Full Form

غ

ف

Examples

غسق

المغضوب

باغ

بلغ

With Fathah

Short Form
(Beginning or middle)

فَ

فُ

Full Form

فَع

فِع

Second Letter



Shape of Letter ح



You remember the 2 brothers ح with jelly sandwich and ح the hungry one. Actually, there is a third one too! This one did not like jam and was not hungry either. So what did he have?

خبز



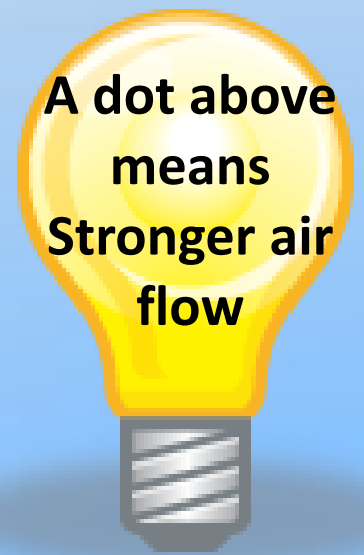
For this you need to know خبز. Khubz means bread.

Shape of Letter خ



This one likes Khubz and carries one always on its head (not hungry now!). Its name therefore is khaa.

Shape of Letter خ



From the upper part of the throat

ر

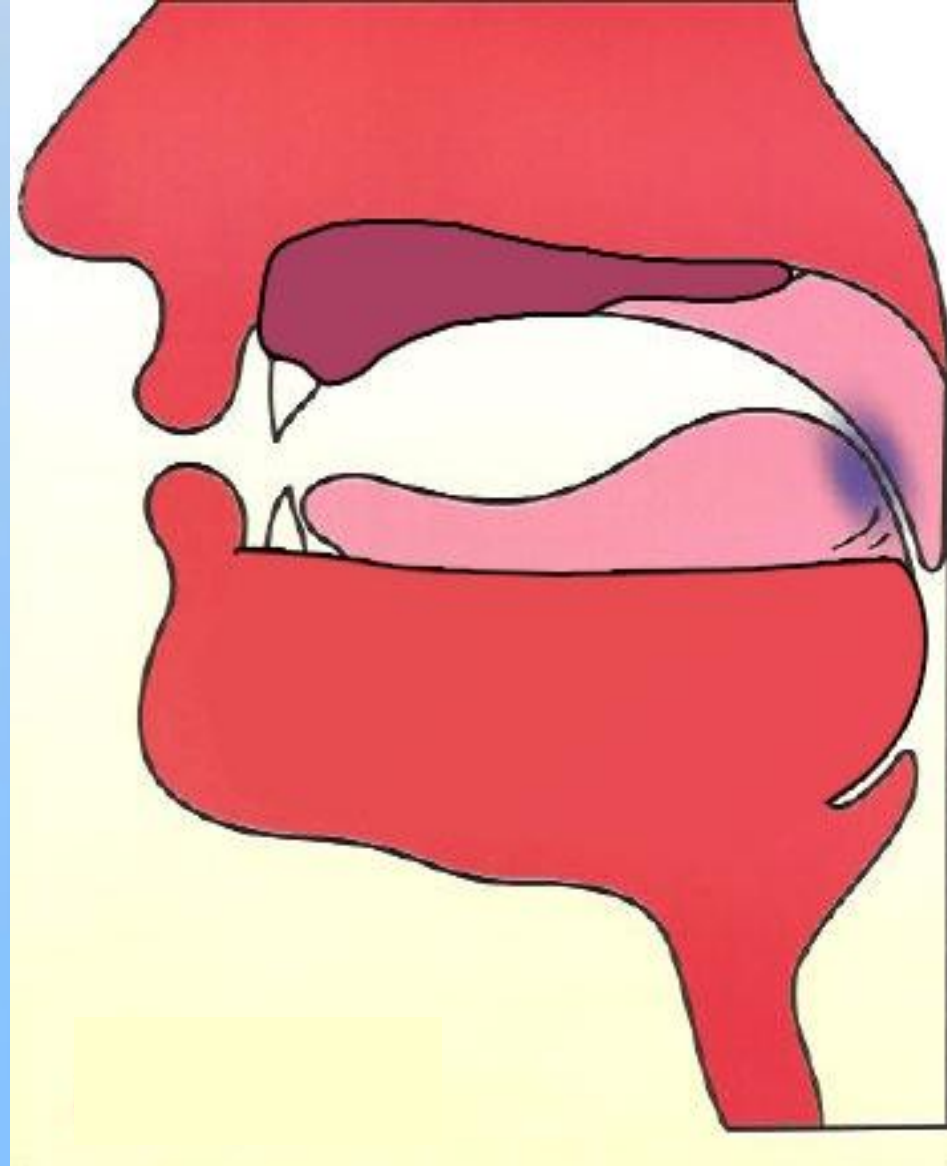



Image is from the book of Sheik Ayman Suwaid




Short Form

1. Identify the face!



2. Put the connector



Short Form

(Beginning or middle)

خ

Full Form

خ

Short Form

(Beginning or middle)

Full Form

خ

خ

خ

خ



Connectors from previous letters

Examples

خلق

اخ

يخزي

نسخ

With Fathah

Short Form
(Beginning or middle)

خَ

خِ

Full Form

خَ

خِ



Lets practice reading the new letters...

١٠٩

--	--	--	--	--

			جـ	حـ
--	--	--	----	----

فَ

خَ

جَ

خَافَ

خَافَ

رَخِ

خَافَ

خَافَ

خَافَ

خَافَ

خَافَ

خَافَ

				
--	--	--	--	---

			خ	غ
--	--	--	---	---

		فَع	خَف	غَف
--	--	-----	-----	-----

خَ

فَ

خَ

فَ

غُ

خُ

فُ

خُ

خُ

Don't Mix the letters!

Each one has a unique sound or appearance

Sound

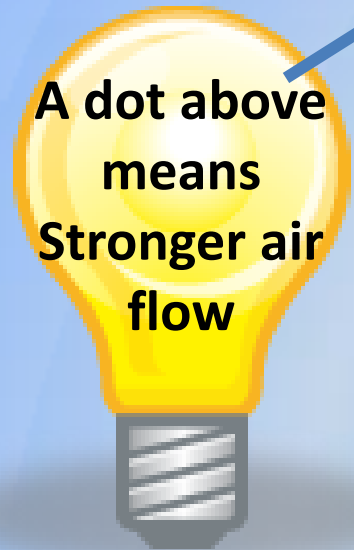


Appearance





Spot the difference!

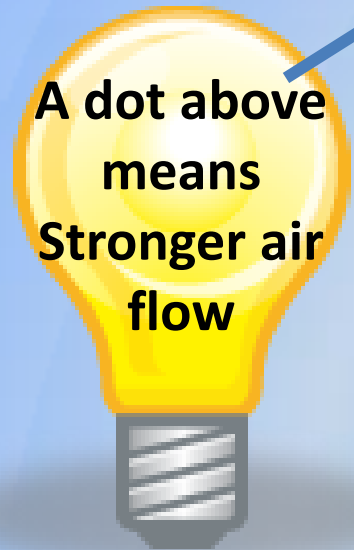


خ	ح
خ	ح
خ	ح

Use this clue if
you are confused
between the two



Spot the difference!



ع	ع
خ	خ
ف	ف

Use this clue if
you are confused
between the two



Remember the 3 brothers!

ح

ح

ج

خ

ح

ج

خ

ح

ج



Notice the difference!

خ ق ك

خ ف ك

خ ف ح



Lets revise what we learnt in previous lessons

				ج
--	--	--	--	---

بَ

بِ

بَ

بِ

بُ

بَ

بِ

بُ

بُش

بَ

بِ

بُ

بُش

سَس

				ج
--	--	--	--	---

ث

ح

ث

ح

م

ث

ح

م

ك

ث

ح

م

ك

ل

۱۴۰۱

ف

ع

ف

ي

ع

قَافٍ

يَعْنِي

عَافٍ

فَافٍ

وَعِ

يَعِ

عِ

فَعِ

قِ

				م
--	--	--	--	---

			ح	ع
--	--	--	---	---

		جَ	حَ	عَ
--	--	----	----	----

مَ

حَ

جَ

رَ

مَ

حَ

جَ

رَ

زَ

				い
--	--	--	--	---

			í	í
--	--	--	---	---

		í	íl	í
--	--	---	----	---

	í	í	í	í
--	---	---	---	---

í

í

í

í

í

				٢
--	--	--	--	---

			ف	ج
--	--	--	---	---

بَ

مَ

وَ

بَابُ

مَدِّ

وَوَ

فَافَ

بَابُ

مَم

وَو

فَافَا

ثَاثَا

				ذ
--	--	--	--	---

ذَٰ

ظَٰ

ذَٰ

ظَٰ

ثَٰ

ذَ

ظَ

ثَ

دَ

طَ

دَ

ثَ

ظَ

ذَ

				زَ
--	--	--	--	----

زَ

سَ

زَ

سَ

صَ

زَ

سَ

صَ

أَ

زَ

سَ

صَ

لَ

نَ

				دَ
--	--	--	--	----

			جَـ	رَـ
--	--	--	-----	-----

رَ

جَ

ثَ

رَ

جَ

شَ

پَ

رَ

جَ

ثَ

يَ

ظَ

				٥
--	--	--	--	---

سَا

فَا

كَا

فَا

دَا

كَا

فَا

عَا

حَا

أ

إ

ع

ف

ك

				٩'
--	--	--	--	----

			٥١	٥٢
--	--	--	----	----

		γ'	δ'	ε'
--	--	----	----	----

	٥٠٠	٥٠٠	٥٠٠	٥٠٠
--	-----	-----	-----	-----

يَـ

يَـ

يَـ

يَـ

يَـ

Let's Play a Game!

I will show you different words.

You will identify the letter that I want.

Where is Ghayn?

غاسق

Where is Ghayn?

غاسق

Where is Ghayn?

المغضوب

Where is Ghayn?

المغضوب

Where is Ghayn?

يَا غ

Where is Ghayn?



Where is Khaa?

خالق

Where is Khaa?

خالق

Where is Khaa?

الخناس

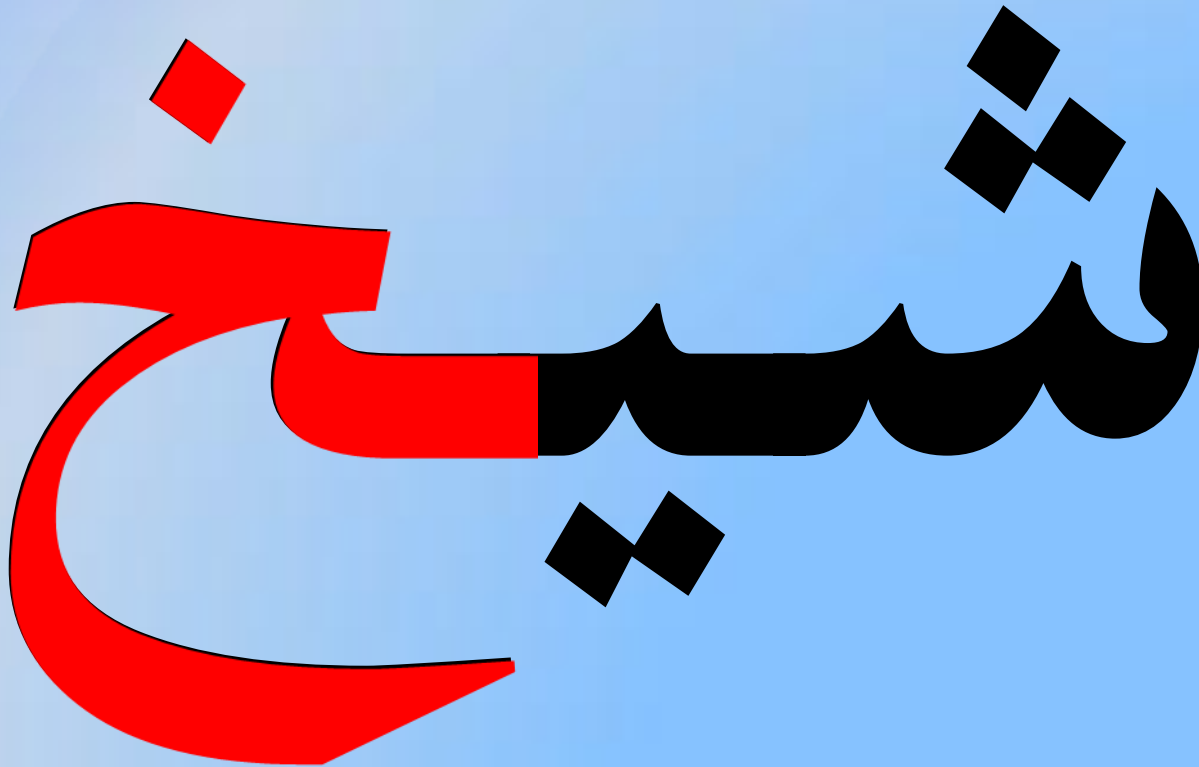
Where is Khaa?

الخناس

Where is Khaa?



Where is Khaa?



You have already learnt Alif in the lesson for Hamzah!




Short Form

(Beginning or middle)



Full Form



Examples

الله

فعلوا

ماء

انا



1

The Letter Poem

(with Fathah)

With action
please!

(to remember
attributes)



1

are from the lips

From its middle are:

ج ش ي

From its edges are:

ض ك ق

Six from the throat:

ء ه ع م ن هـ

3

Tongue has many;
12 from the tip

ظ ذ ظ

ث د ط

ز س ص

ل ن ر

2

At the end is: ا

Spoken Arabic

Selections are such that they occur most in the Qur'an!

Muslims

مُسْلِمَات

مُسْلِمَةٌ

Believers

مُؤْمِنَات

مُؤْمِنَةٌ

Disbelievers

كَافِرَات

كَافِرَةٌ

That's it for now.
See you in the next lesson.
Keep praying: رَبِّ زِدْنِي عِلْمًا

وَالسَّلَامُ عَلَيْكُمْ
وَرَحْمَةُ اللَّهِ وَبَرَكَاتُهُ

Acknowledgments

- To the Ever-Merciful Allah who gave me Tawfeeq to serve His Book.
- To my parents for their prayers.
- My wife and children who have been extremely patient because many things were prepared at the cost of family time!
- Br. Abdul Kader Fazlani, Br. Khaja Ahsan and his family for help in different ways.
- Br. Mohsin Siddiqui, Sr. Sana Dossul, Qari Imran Khan for ideas on teaching and other aspects.
- Br. Tariq Aziz, Br. Qurram Qureshi, and Br. Mujtaba Shareef for statistical analysis and programming support.
- Br. Ahmed Shawky for his excellent graphics designs in addition to those by Sr. Shabana Parveen & Acewebdesigns.
- Br. Aamir Irshad and Br. Abdul Quddus Umri for their help in preparation.
- Dr. Abdul Basit Siddiqui, Br. Arshad Iqbal Malik, Br. Arjan Ali, Br. Syed Anisul Hasan, and Sr. Jamila Qavi for their help in translation.
- Br. Daleeluddin Khan, Br. Nawaz Ilyas, Br. Ejaz, Br. Zubair, Br. Farhan, and many others in recording and editing works.
- Br. Maqsood Umri, Br. Osman Umri, Sr. Massarrat Bharucha and so many others for their feedback, support, and prayers.
- May Allah reward them all and accept it from all of us.