

The next slide is at B-sound of

...

Bismillah



Read Al-Quran

The Easy Way

By
Dr. Abdulazeez Abdulraheem

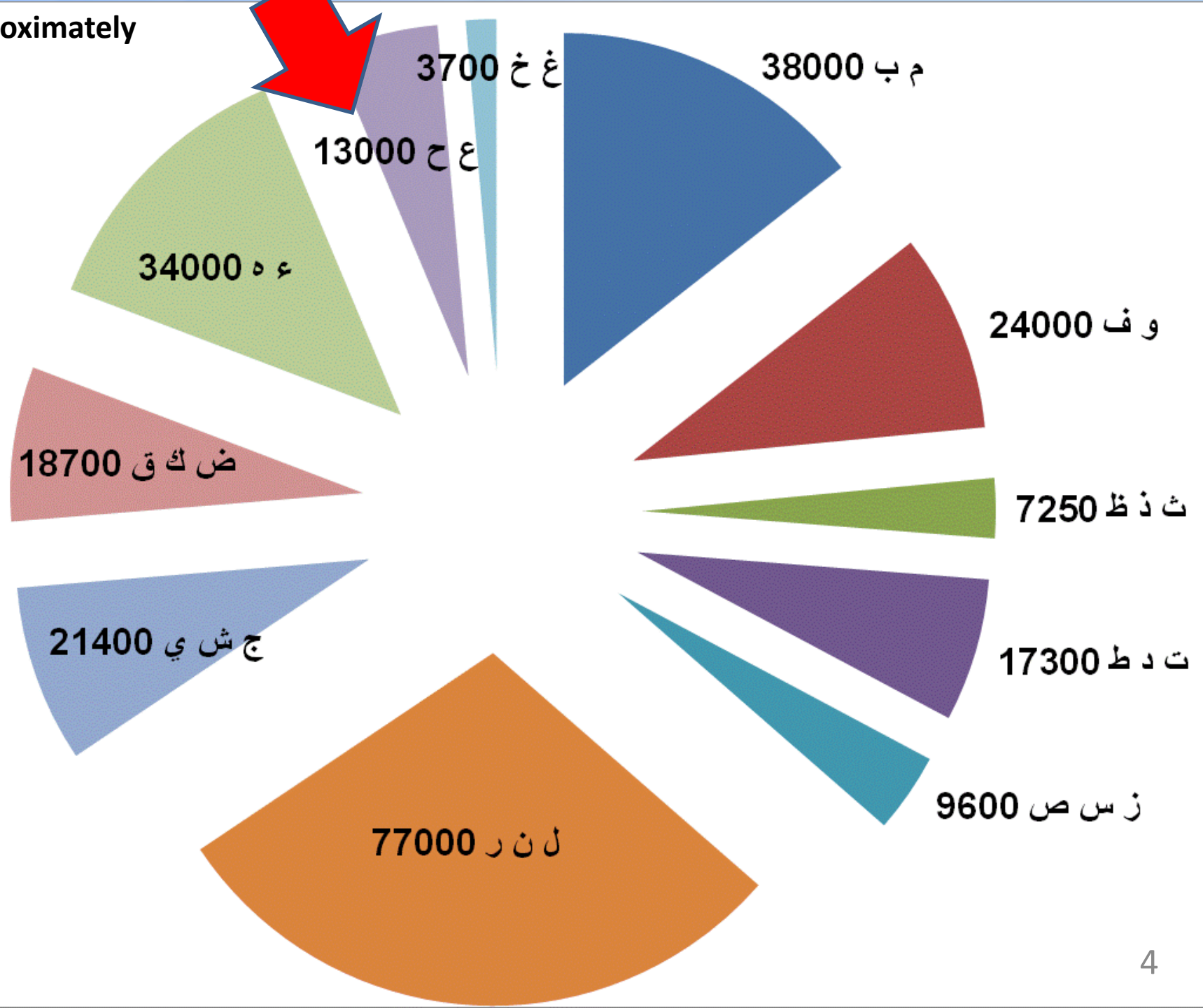
www.understandquran.com
info@understandquran.com

بِسْمِ اللَّهِ الرَّحْمَنِ الرَّحِيمِ
الْحَمْدُ لِلَّهِ وَالصَّلَاةُ وَالسَّلَامُ عَلَى رَسُولِ اللَّهِ
السَّلَامُ عَلَيْكُمْ وَرَحْمَةُ اللَّهِ وَبَرَكَاتُهُ

Lesson-10

ع ح

Approximately



Relax & Smile!

Take a deep
breath



You are the best! Why? The Prophet pbuh said so!
You **learn best** and **remember more** when you feel good!



1

The Letter Poem

(with Fathah)

With action
please!

(to remember
attributes)



1

are from the lips

From its middle are:

ج ش ي

From its edges are:

ض ك ق

Six from the throat:

ء ه ع م ن هـ

3

Tongue has many;
12 from the tip

ظ ذ ظ

ث د ط

ز س ص

ل ن ر

2

At the end is: ا

First Letter



ع is a very special Arabic letter. The word Arab and Arabiyy start with the letter ع.

ع has a special sound coming from the middle of the throat.

Shape of Letter ع



This is a bottle of perfume. Perfume is called عطر in Arabic. The letter 'ayan the Arabi Atr of Ood! Ajeeb! Now look at the 'atr bottle carefully!

Shape of Letter ع



The letter 'Ayn loves 'Arabi 'Atr of 'Ood! 'Ajeeb! ع loves to stay with the Arabic Atr. You see it there standing by the side... having the same shape as the bottle.

Shape of Letter ع

ع

A clue for ع

- Its head and its body, both are like open mouth, telling you 2 times to go inside your mouth and into the throat and get that sound out!

A clue for ع

- Practice getting the ع sound by repeating the word ya'ni! I found it easier that way. Arabs use it often when they want to explain something.
- Initially, there can be exaggeration in your expression but bring it to normal as the Arabs do!
- Press the middle of the throat a little bit to feel the location from where ع comes out.

From the middle part of the throat

ع

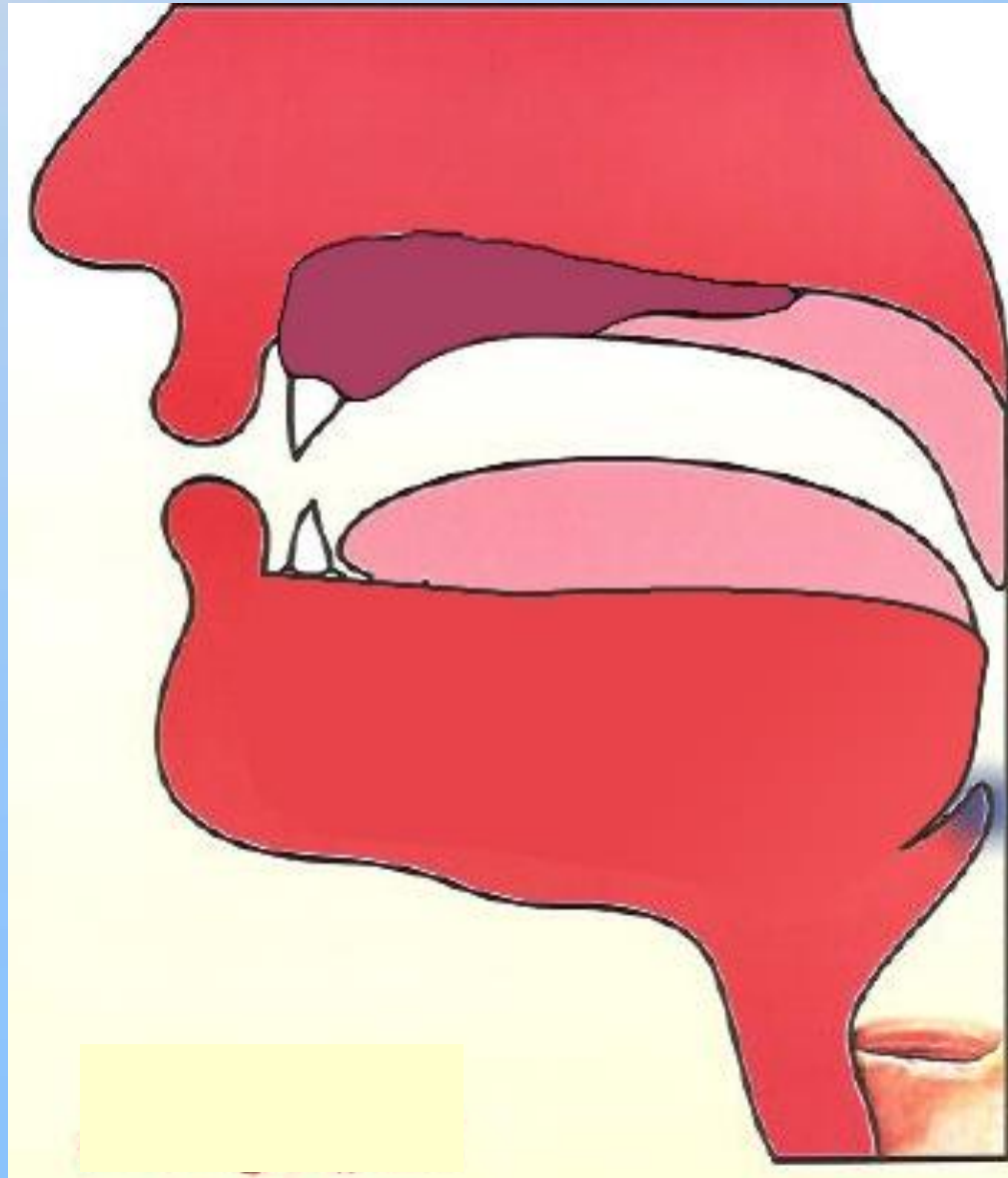


Image is from the book of Sheik Ayman Suwaid



“The one who taught by the pen”

Strokes for Arabic Letters






Short Form

1. Identify the face!



2. Put the connector



Short Form

(Beginning or middle)



Full Form



Short Form

(Beginning or middle)



Full Form




1. For easy cursive writing, i.e., to not lift the pen, its shape is changed.




Connectors from previous letters

'Ayn



Meem



Short Form

(Beginning or middle)



Full Form

Change for cursive writing. Its head is like a cap (to avoid mixing it with ا)



Connectors from previous letters

4th Examples

عن

معه

جوع

مع

With Fathah

Short Form
(Beginning or middle)

عَ

عُ

Full Form


عَ

عُ

Second Letter




Shape of Letter ज



Remember ज with a jam-sandwich in its tummy.

Shape of Letter ح



Actually ح was walking with his brother ج . Their mother had given each of them a jam sandwich. ج ate it and ح dropped it. It is hungry now. Nothing in his stomach nor on its head or hand. Because he is hungry, he makes special haa sounds... coming from the middle of his throat. Hungry... , ح hungry ... ح. No jam, perhaps it ate chilly and cooling its..

**From the middle of the throat
Near the Adam's apple; soft and easy!
Take a deep breath and release it from inside the throat!**



After eating chilli,
if you want to cool your mouth or throat!

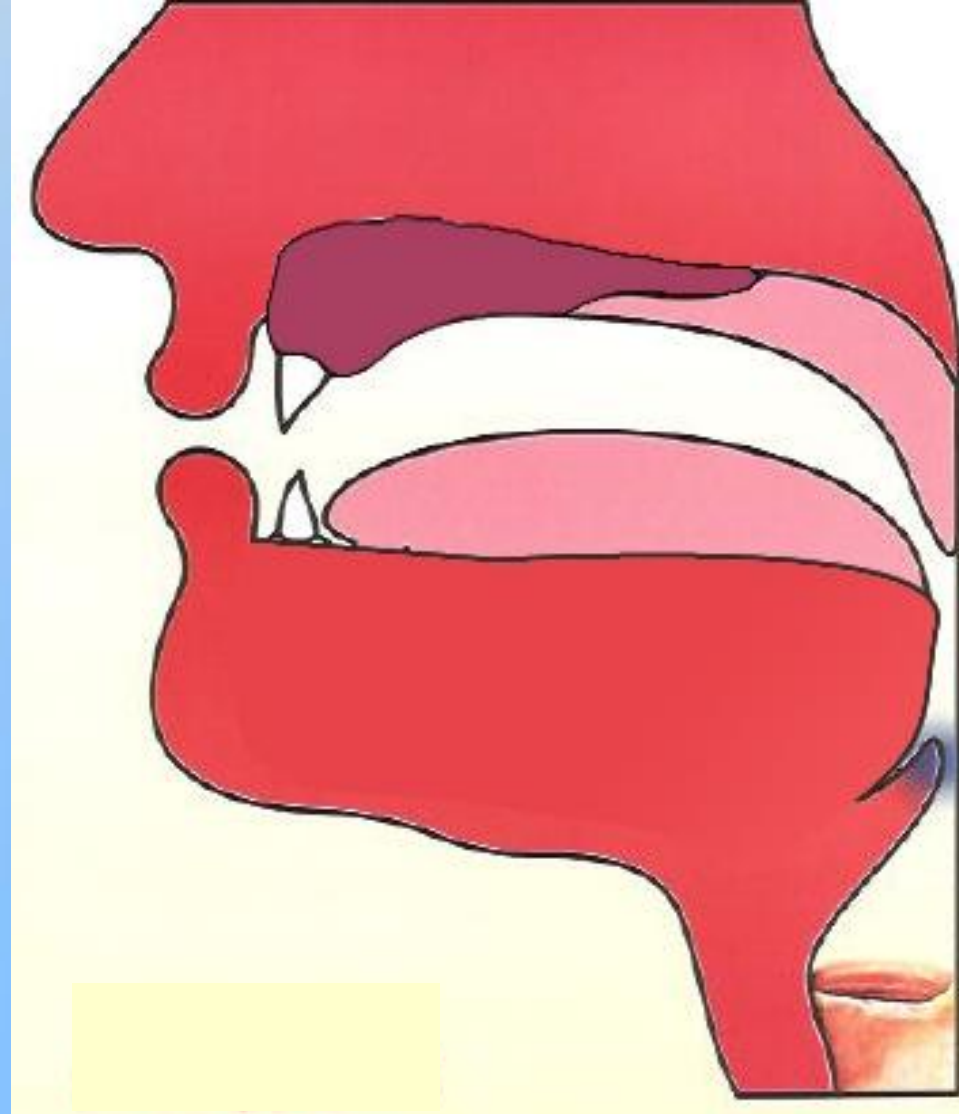


Image is from the book of Sheik Ayman Suwaid




Short Form

1. Identify the face!



2. Put the connector



Short Form

(Beginning or middle)



Full Form



Short Form

(Beginning or middle)

Full Form



Connectors from previous letters

Examples

حق

نوح

محمد

فتح

With Fathah

Short Form
(Beginning or middle)

حَ

حِ

Full Form

حَ

حِ



Lets practice reading the new letters...

				ع
--	--	--	--	---

			خ	ح
--	--	--	---	---

		مَ	حَ	حَ
--	--	----	----	----

ح

ع

ح

ح

ع	ح	م	خ	ح
---	---	---	---	---

				٧
--	--	--	--	---

			ב'	ג'
--	--	--	----	----

		مَ	فَ	حَ
--	--	----	----	----

ح

غ

م

ح

ع

ح

م

غ

خ

Don't Mix the letters!

Each one has a unique sound or appearance

Sound



Appearance





Spot the difference!

عَ

عَ

عَ أَنْتُمْ

عَيْنُ

وَبَاءُ وَا

بَعْلَا

يَشَاءُ

وَالْجُوعُ



Spot the difference!

ح

ج

ح

ج

ح

ج



Spot the difference!

ح

و

ي

ف

ي

ف



Lets revise what we learnt in previous lessons

٢٤

--	--	--	--	--

ث

ث

ثَا

ثَ ثِ

ثَ

قَـ

ثَـ

سَـ

بَـ

٢٤

--	--	--	--	--

فَ

گَ

مَ

گَ

نَ

مَ

گَ

نَ

تَ

مَ

گَ

نَ

تَ

پَ

١٠٠

--	--	--	--	--

فَا

فَا

فَا

فَا

هَ

فَا

فَا

هَ

هَ

فَا

فَا

هَ

هَ

يَ

٢٤

--	--	--	--	--

رَ

عَ

عَ

رَ

زَ

عَ

رَ

زَ

دَ

عَ

رَ

زَ

دَ

ذَ

Let's Play a Game!

I will show you different words.

You will identify the letter that I want.

Where is 'ayn?

عليه

Where is 'ayn?

عليه


Where is 'ayn?

العالمين


Where is 'ayn?

العالمين

Where is 'ayn?



Where is 'ayn?



Where is Haa?

الرحمن

Where is Haa?

الحسين

Where is Haa?

الحمد

Where is Haa?

الحمد

Where is Haa?

الفحج

Where is Haa?

الفحج



1

The Letter Poem

(with Fathah)

With action
please!

(to remember
attributes)



1

are from the lips

From its middle are:

ج ش ي

From its edges are:

ض ك ق

Six from the throat:

ء ه ع م ن هـ

3

Tongue has many;
12 from the tip

ظ ذ ظ

ث د ط

ز س ص

ل ن ر

2

At the end is: ا

Spoken Arabic

Selections are such that they occur most in the Qur'an!

مُسْلِم

مُؤْمِن

كَافِر

مُسْلِمَة

مُؤْمِنَة

كَافِرَة

That's it for now.
See you in the next lesson.
Keep praying: رَبِّ زِدْنِي عِلْمًا

وَالسَّلَامُ عَلَيْكُمْ
وَرَحْمَةُ اللَّهِ وَبَرَكَاتُهُ

Acknowledgments

- To the Ever-Merciful Allah who gave me Tawfeeq to serve His Book.
- To my parents for their prayers.
- My wife and children who have been extremely patient because many things were prepared at the cost of family time!
- Br. Abdul Kader Fazlani, Br. Khaja Ahsan and his family for help in different ways.
- Br. Mohsin Siddiqui, Sr. Sana Dossul, Qari Imran Khan for ideas on teaching and other aspects.
- Br. Tariq Aziz, Br. Qurram Qureshi, and Br. Mujtaba Shareef for statistical analysis and programming support.
- Br. Ahmed Shawky for his excellent graphics designs in addition to those by Sr. Shabana Parveen & Acewebdesigns.
- Br. Aamir Irshad and Br. Abdul Quddus Umri for their help in preparation.
- Dr. Abdul Basit Siddiqui, Br. Arshad Iqbal Malik, Br. Arjan Ali, Br. Syed Anisul Hasan, and Sr. Jamila Qavi for their help in translation.
- Br. Daleeluddin Khan, Br. Nawaz Ilyas, Br. Ejaz, Br. Zubair, Br. Farhan, and many others in recording and editing works.
- Br. Maqsood Umri, Br. Osman Umri, Sr. Massarrat Bharucha and so many others for their feedback, support, and prayers.
- May Allah reward them all and accept it from all of us.