

The next slide is at B-sound of

...

Bismillah



# Read Al-Quran

## *The Easy Way*

By  
**Dr. Abdulazeez Abdulraheem**

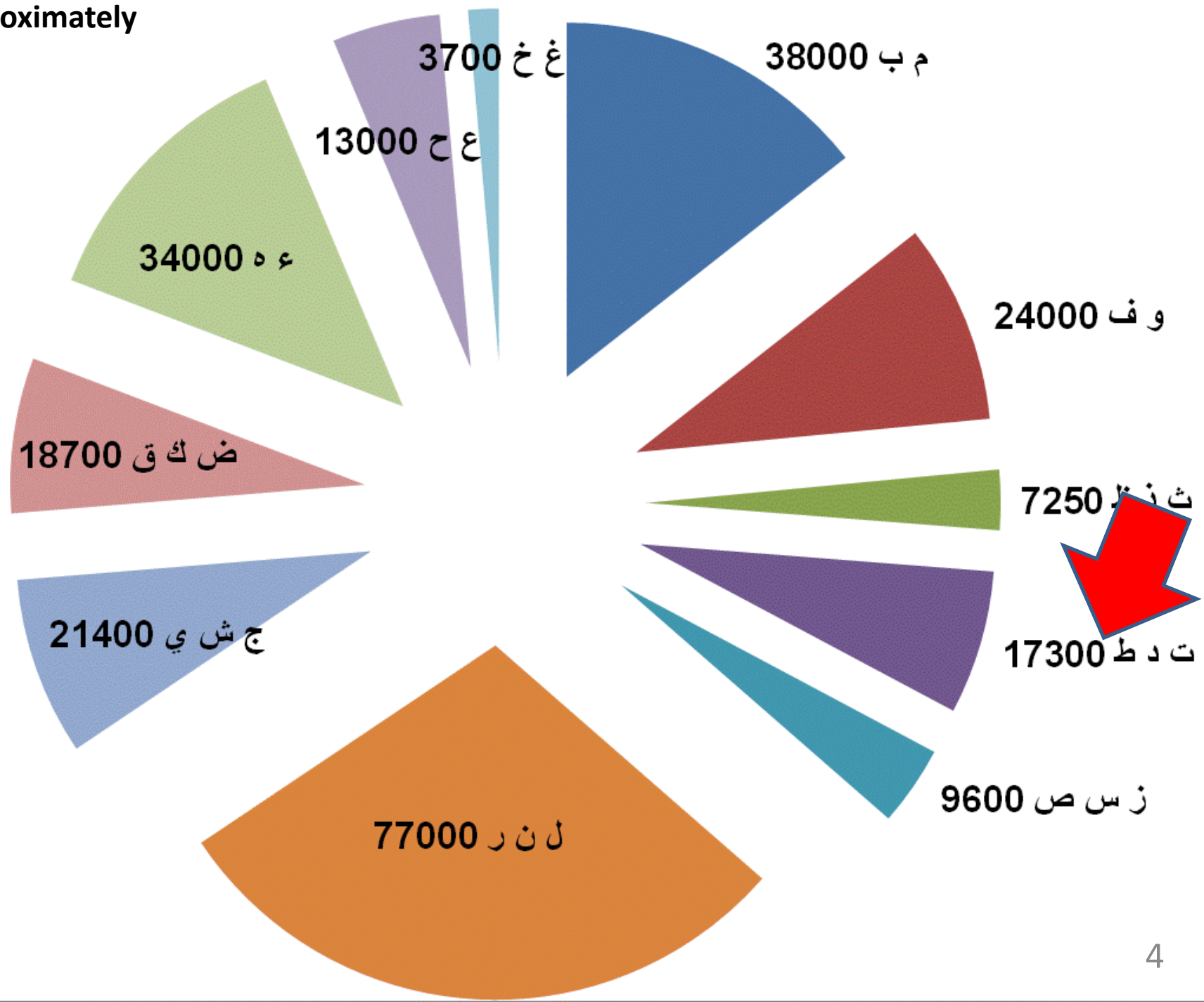
[www.understandquran.com](http://www.understandquran.com)  
info@understandquran.com

بِسْمِ اللَّهِ الرَّحْمَنِ الرَّحِيمِ  
الْحَمْدُ لِلَّهِ وَالصَّلَاةُ وَالسَّلَامُ عَلَى رَسُولِ اللَّهِ  
السَّلَامُ عَلَيْكُمْ وَرَحْمَةُ اللَّهِ وَبَرَكَاتُهُ

## Lesson-4

ت د ط

Approximately



# Relax & Smile!

Take a deep  
breath




You are the best! Why? The Prophet pbuh said so!  
You **learn best** and **remember more** when you feel good!

# Revision...

## The Letter Poem

are from the lips!

م ب و ف





**Tongue has many;  
12 from the tip**



**With action  
please!**


(to remember attributes)

# First Letter






**Clue!: Two Tomatoes**  
**(How will an Arab brother say it!)**



**Clue!: Two Tomatoes**  
(How will an Arab brother say it!)



**Clue!: Two Tomatoes**  
**(How will an Arab brother say it!)**



**Touch the tip of the tongue to  
the roots of the upper teeth.**

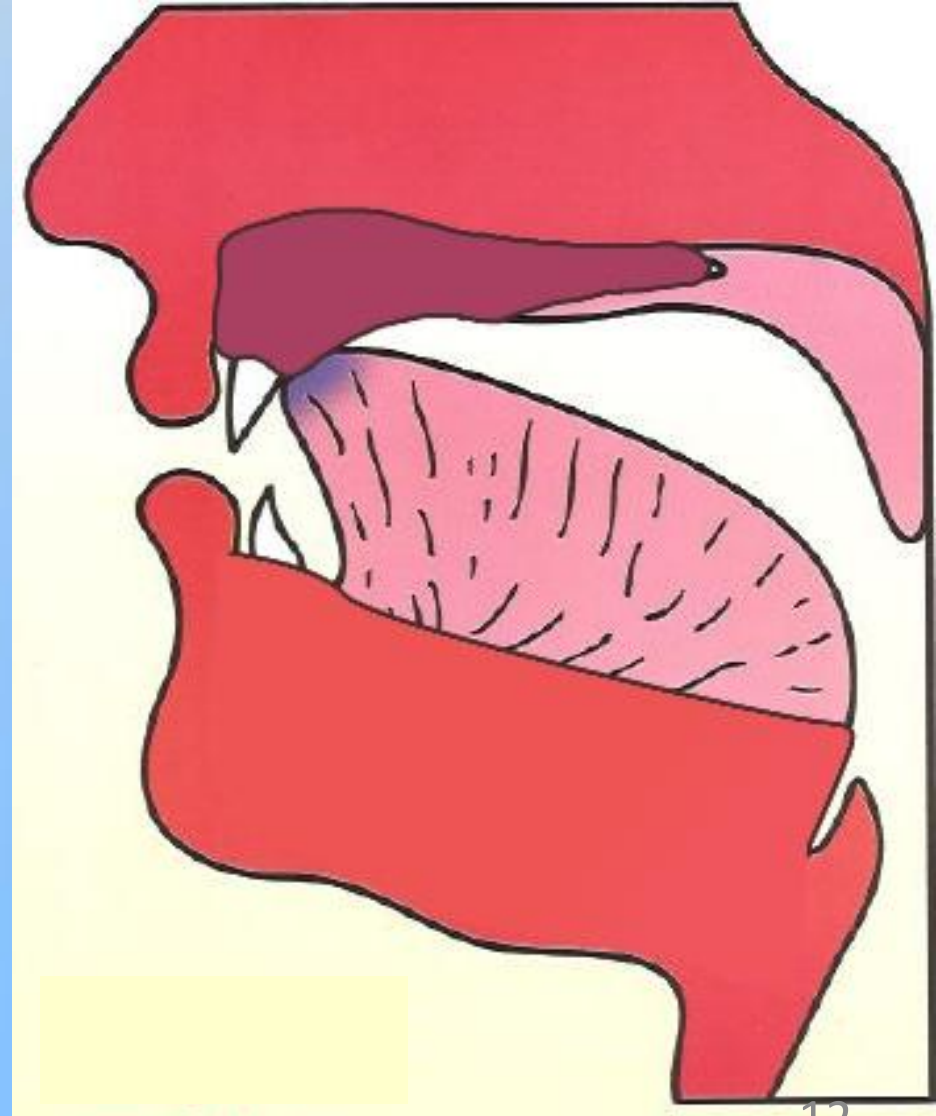


Image is from the book of Sheik Ayman Suwaid



# Strokes for Arabic Letters






# Short Form

1. Identify the face!



2. Put the connector





## Short Form

(Beginning or middle)



## Full Form



## Short Form

(Beginning or middle)

Little change  
(smaller tooth)



## Full Form

Little change in  
(smaller tooth)



Connectors from previous letters

# 4<sup>th</sup> Examples

تر

ختم

مات

قلت

# ***With Fathah***

**Short Form**  
(Beginning or middle)

فَ

فِ

**Full Form**

فَ

فِ



and تَ

by Allah

تَاللهِ

# Second Letter




## Shape of Letter ㇏





## Shape of Letter 2



**A damaged (eaten) deformed (not a circle) donut!**

**Similar Shape!! Twins!**  
**You delink, damage,**  
**dissolve the dot to get daal.**

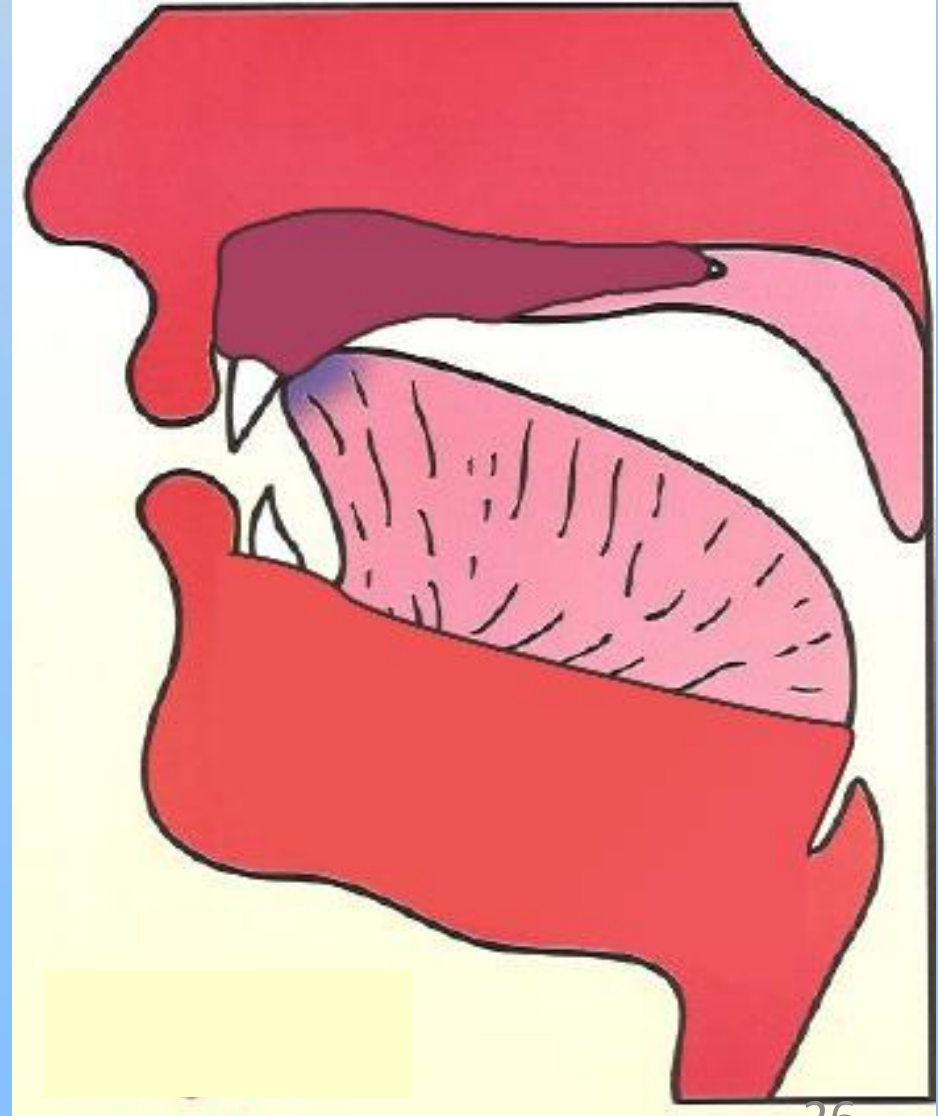



# Shape of Letter ۛ



**Touch the tip of the tongue to  
the roots of the upper teeth.**

و





**ا** is too thin and small. (just like **و** and **د**).

**It has no wide face!**

**Therefore, it has no short form. It has full form only.**

**Thin letter → No connector after it.**



## Short Form

(Beginning or middle)



## Full Form





## Short Form

(Beginning or middle)

## Full Form



Little change in  
cursive writing

Little change in  
cursive writing



Connectors from previous letters

# Examples

دخل

هدى

نادوا

حمد

# **With Fathah**

**Short Form**  
(Beginning or middle)

**Full Form**

دَ

دَ


دِ

دِ

# Third Letter



# Third Letter



# Third Letter



It has a big fat tummy and it is indeed thick!

**Very thick & High Sounding**

**Thicken the tongue and  
touch it to the upper gum**



**Shape of the tongue!**

Very thick & High Sounding

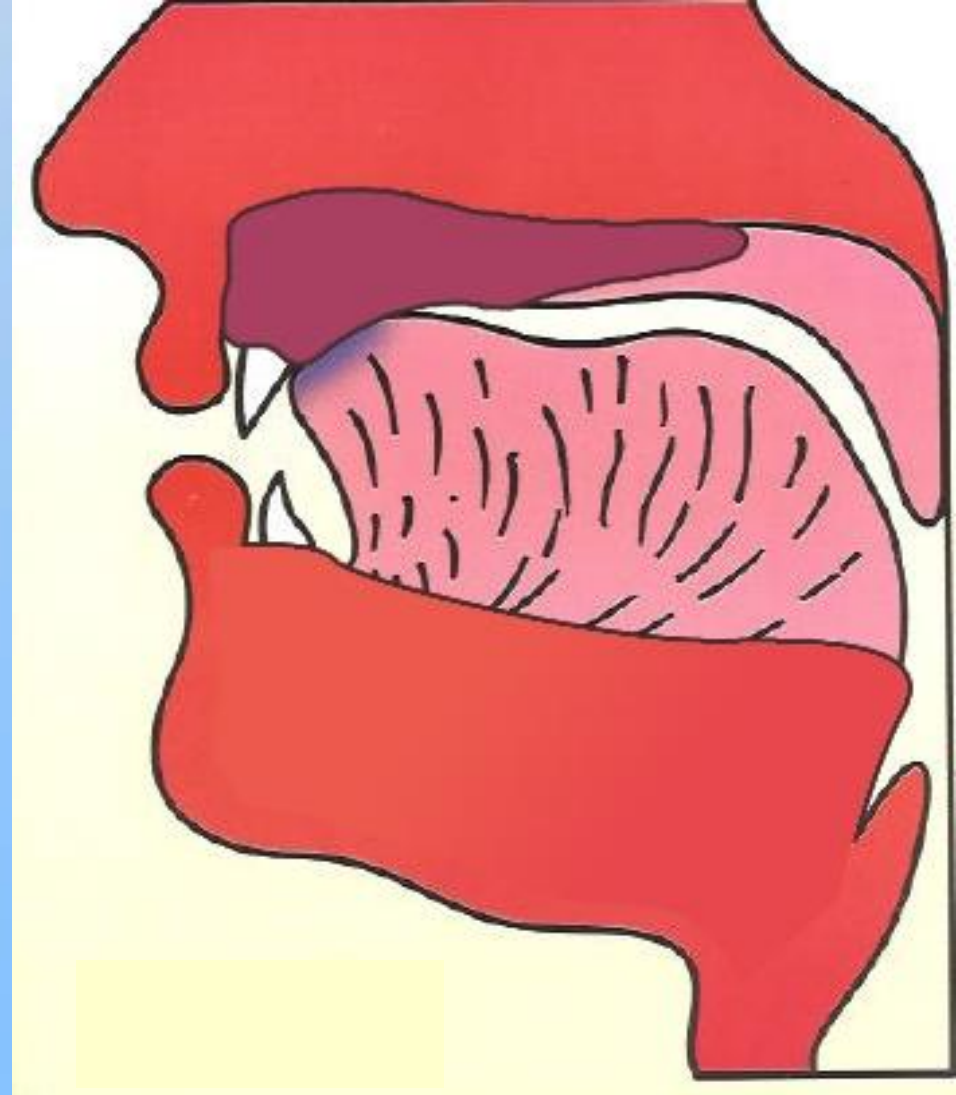


Image is from the book of Sheik Ayman Suwaid



## **Short Form**

**If you start from the top to catch the face,  
you get only a stick!**

**You have to take it full to get its face.  
Its not thin! It has a connector.**



# Short Form

1. Identify the face!



2. Put the connector





## Short Form

(Beginning or middle)



## Full Form



## Short Form

(Beginning or middle)

## Full Form



Connectors from previous letters

# Examples

طعام

احاط

اصطفى

محيط

# ***With Fathah***

**Short Form**  
(Beginning or middle)

ط

ط

**Full Form**

ط

ط



**Lets practice reading the new letters...**



				<b>b</b>
--	--	--	--	----------

			اَ	بَ
--	--	--	----	----

		ثَ	دَ	طَ
--	--	----	----	----

طَ

ثَ

دَ

طَ

هَ	طَ	ثَ	دَ	طَ
----	----	----	----	----

ثَ هَ  
ثَ هَ

				ة
--	--	--	--	---

			ط	ة
--	--	--	---	---

		تَ	طَ	ةَ
--	--	----	----	----



دَ

تَ

طَ

ةَ

قَا

دَا

تَا

طَا

عَا

# Don't Mix the letters!

Each one has a unique sound or appearance

Sound



Appearance





# Notice the difference!

ث

ث

پ

ث

ث

پ


ث

ث

پ



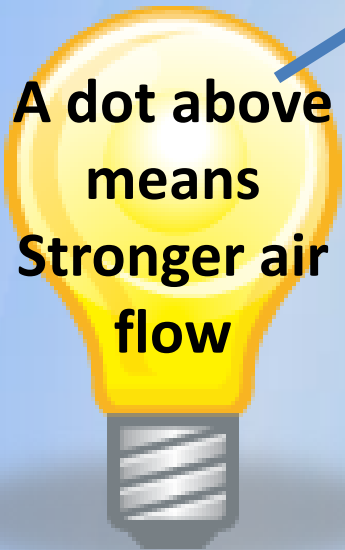
# Notice the difference!



ذ	د
ذ	د



# Notice the difference!



A dot above  
means  
Stronger air  
flow

ظ	ط
ظ	ط



# Different **MAKHRAJ!**

ط

ة

ث

ط

ة

ث

ط


—



ث




**Lets revise what we learnt in previous lessons**



				
--	--	--	--	---

				
--	--	--	---	---



فَ

بَ

كُ

حَ

مَ

فَ

بَ

ثَ

حَ

				ذ
--	--	--	--	---

			ظَ	ذَ
--	--	--	----	----

		بَ	ظَ	ذَ
--	--	----	----	----



ذَ

ظَ

بَ

بَ

ذَ

ظَ

بَ

بَ

مَ

				و
--	--	--	--	---

			پ	و
--	--	--	---	---

		ظَ	بَ	وَ
--	--	----	----	----

	ذَ	ظَ	بَ	وَ
--	----	----	----	----

ظَ	ذَ	ظَ	بَ	وَ
----	----	----	----	----

				فـ
--	--	--	--	----



فَا

ثَا

فَا

ثَا

بَا

فَا

ثَا

بَا

مَ

فَا

ثَا

بَا

مَ

ظَا

# Let's Play a Game!


I will show you different words.

You will identify the letter that I want.

**Where is taa?**

انت

**Where is taa?**



**Where is taa?**

انت



Where is taa?

انتعمت

**Where is daa?**

الحمد

**Where is daa?**

الحمد

**Where is daa?**

ادخلوا

**Where is daa?**

ادخلوا

**Where is Taa?**

طعام

**Where is Taa?**

طعام

**Where is Taa?**

اصطفی



**Where is Taa?**

اصطف

**Where is Taa?**

محيط

**Where is Taa?**


محيط

# Revision...

## The Letter Poem

are from the lips!

م ب و ف



**Tongue has many;  
12 from the tip**



**With action  
please!**

(to remember attributes)

# Spoken Arabic

Selections are such that they occur most in the Qur'an!

and

وَ

so

فَ

And He  
And They

وَهُوَ  
وَهُمَّ

And you  
And You all

وَأَنْتَ  
وَأَنْتُمْ

And I  
And We

وَأَنَا  
وَنَحْنُ

Read it, repeat it, practice it,  
and use it wherever possible!



Thus He  
Thus They

فَهُوَ  
فَهُمْ

Thus you  
Thus You all

فَأَنْتَ  
فَأَنْتُمْ

Thus I  
Thus We

فَأَنَا  
فَنَحْنُ

Read it, repeat it, practice it,  
and use it wherever possible!

That's it for now.  
See you in the next lesson.  
Keep praying: رَبِّ زِدْنِي عِلْمًا

وَالسَّلَامُ عَلَيْكُمْ  
وَرَحْمَةُ اللَّهِ وَبَرَكَاتُهُ

# Acknowledgments

- To the Ever-Merciful Allah who gave me Tawfeeq to serve His Book.
- To my parents for their prayers.
- My wife and children who have been extremely patient because many things were prepared at the cost of family time!
- Br. Abdul Kader Fazlani, Br. Khaja Ahsan and his family for help in different ways.
- Br. Mohsin Siddiqui, Sr. Sana Dossul, Qari Imran Khan for ideas on teaching and other aspects.
- Br. Tariq Aziz, Br. Qurram Qureshi, and Br. Mujtaba Shareef for statistical analysis and programming support.
- Br. Ahmed Shawky for his excellent graphics designs in addition to those by Sr. Shabana Parveen & Acewebdesigns.
- Br. Aamir Irshad and Br. Abdul Quddus Umri for their help in preparation.
- Dr. Abdul Basit Siddiqui, Br. Arshad Iqbal Malik, Br. Arjan Ali, Br. Syed Anisul Hasan, and Sr. Jamila Qavi for their help in translation.
- Br. Daleeluddin Khan, Br. Nawaz Ilyas, Br. Ejaz, Br. Zubair, Br. Farhan, and many others in recording and editing works.
- Br. Maqsood Umri, Br. Osman Umri, Sr. Massarrat Bharucha and so many others for their feedback, support, and prayers.
- May Allah reward them all and accept it from all of us.