

The next slide is at B-sound of

...

Bismillah

بِسْمِ اللَّهِ الرَّحْمَنِ الرَّحِيمِ
الْحَمْدُ لِلَّهِ وَالصَّلَاةُ وَالسَّلَامُ عَلَى رَسُولِ اللَّهِ
السَّلَامُ عَلَيْكُمْ وَرَحْمَةُ اللَّهِ وَبَرَكَاتُهُ



Read Al-Quran

The Easy Way

By

Dr. Abdulazeez Abdulraheem

www.understandquran.com

info@understandquran.com

Relax & Smile!

Take a deep
breath

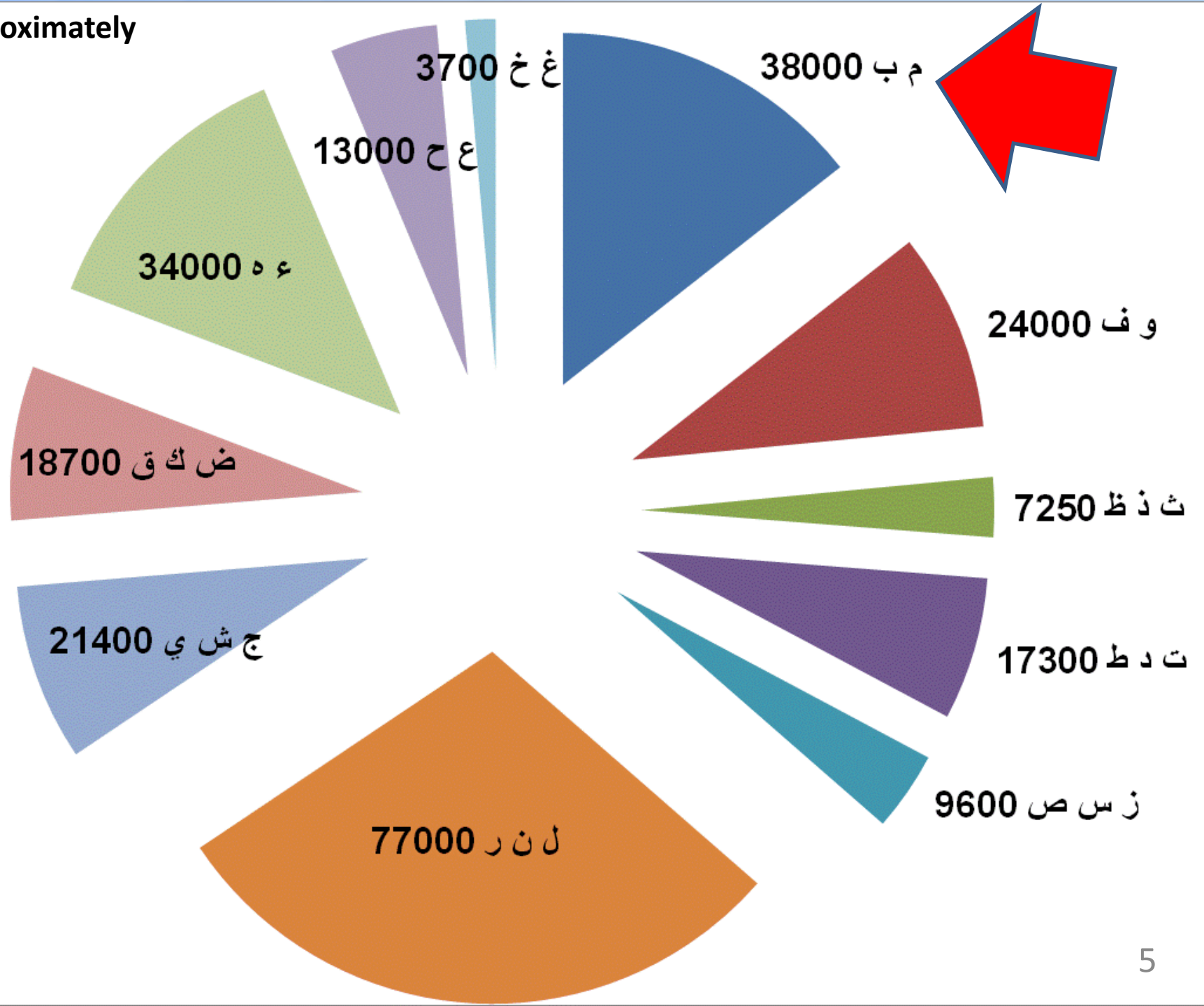


You are the best! Why? The Prophet pbuh said so!
You **learn best** and **remember more** when you feel good!

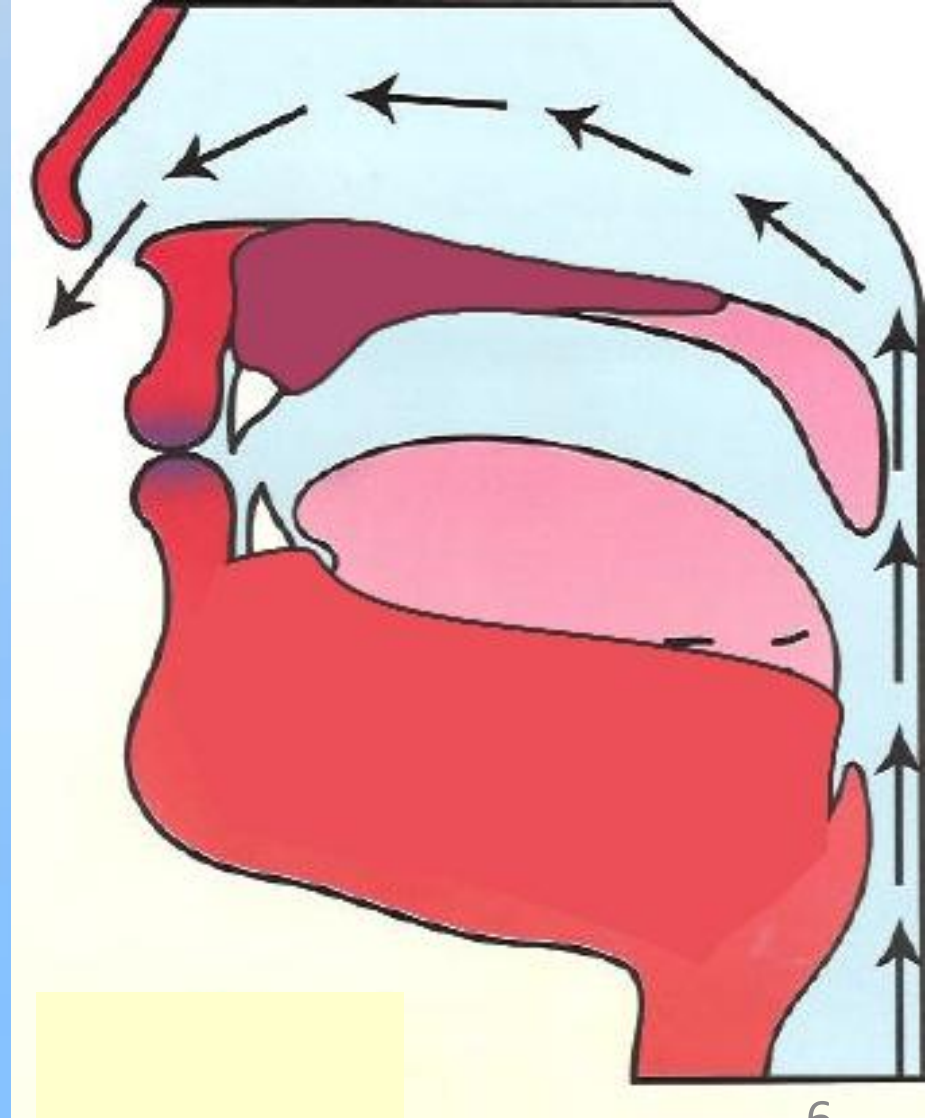
Lesson-1

م ب

Approximately



Join the outer parts of the lips.





Allah said in the first Revelation!

الَّذِي عَلَّمَ بِالْقَلَمِ

The one who taught by the pen.



English: Capital & Small Letters

Why small letters?

For Cursive writing!

Arabic is also based on cursive Writing but
there is a difference!



Full form & Short Form

In English, you have to complete letters, even if small!

In Arabic, you write short forms!

م س ج د = مسجد



Short Form!


Just use the face! You don't have to see me in full to recognize me. My face is enough!

Short Form

1. Identify the face!



2. Put the connector



Short Form

(Beginning or middle)



Full Form



Short Form

(Beginning or middle)

Full Form



Little change in cursive writing

Little change in cursive writing



Connectors from previous letters

Examples

ما

حمد

سلام

بسم



No vowel Letters in Arabic!

- English has AEIOU.
- No vowels in Arabic. Only strokes!
- Quick in writing and reading
- Less paperwork!
- Very economical!

Fathah Sign

- The first vowel sign, Fathah.
- A small stroke above the letter.
- Gives 'a' sound.



With Fathah

Short Form
(Beginning or middle)

Full Form


فَ

فَا


فَ

فَا


Second Letter!



Shape of ب



Shape of ب






Shape of ب



Shape of ب



Join the inner parts of the lips.

ب

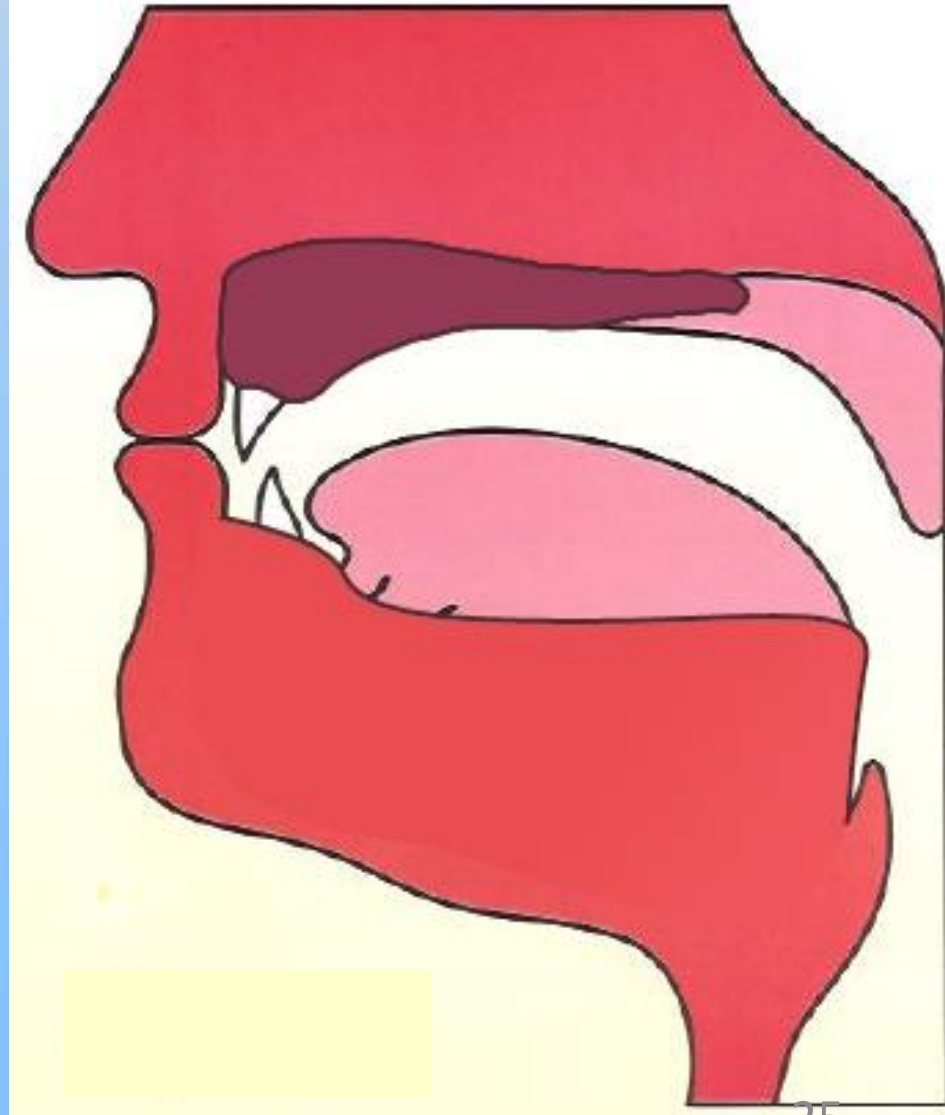



Image is from the book of Sheik Ayman Suwaid




Short Form

1. Identify the face!



2. Put the connector
After moving the dot



Short Form

(Beginning or middle)



Full Form



Short Form

(Beginning or middle)

Full Form



Connectors from previous letters

Examples

بِسْمِ

نَعْبُدُ

تَرَابِ

قَلْبِ

With Fathah

بَ

بَ

بَ

بَ



Lets practice reading the new letters...

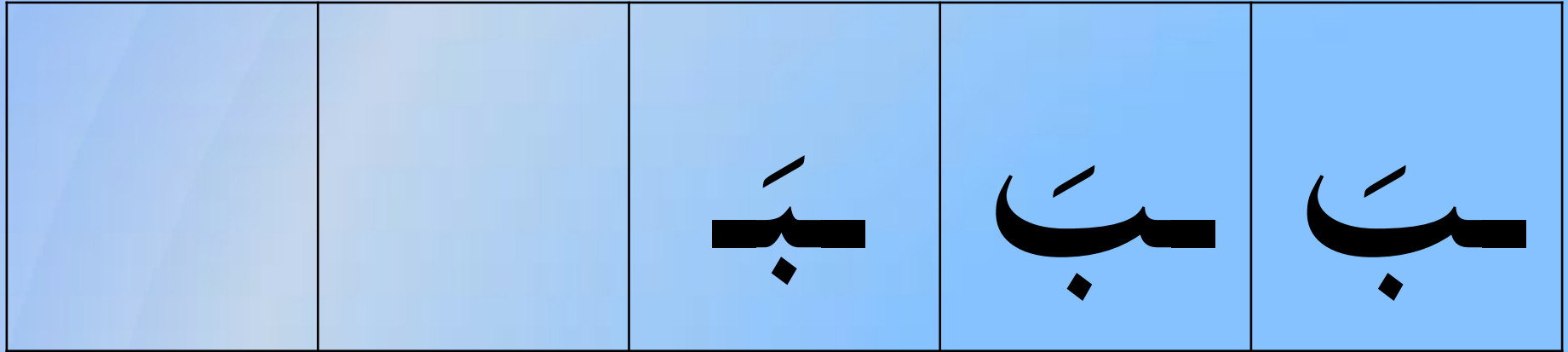
Practice the new letters.

				ب
--	--	--	--	---

Practice the new letters.

			ب	ب
--	--	--	---	---

Practice the new letters.



Practice the new letters.

حَ

بَ

بَ

بَ

Practice the new letters.

بَ


هَ

بِ

بَ

بَ

Practice the new letters.

				
--	--	--	--	---

Practice the new letters.

			ج	ح
--	--	--	---	---

Practice the new letters.

		هـ	و	ز
--	--	----	---	---

Practice the new letters.

ا

هـ

ب

ب

Practice the new letters.

حَ

بَ

فَ

بَ

حَ

Let's Play a Game!


I will show you different words.

You will identify the letter that I want.

Where is Meem ?



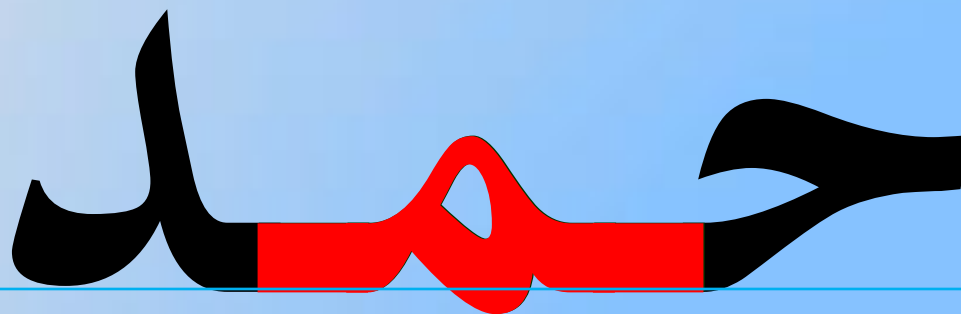
Where is ...?




Where is Meem ?

حمد

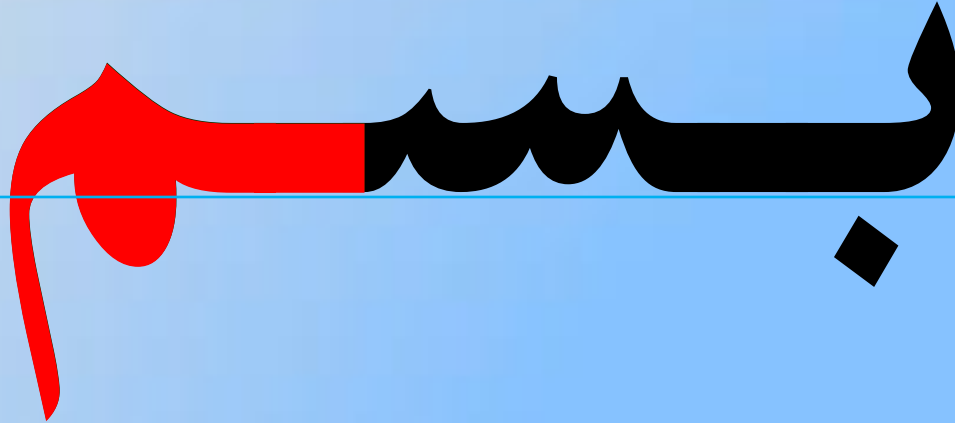
Where is Meem ?




Where is Meem ?




Where is Meem ?



Where is Baa ?



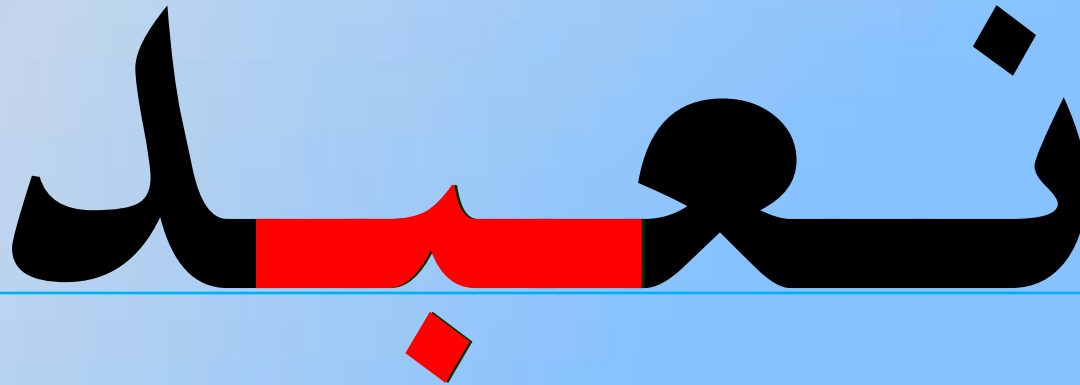
Where is Baa ?



Where is Baa ?

بَعِيد

Where is Baa ?



Not the first one! Ball below the bat. Can't be the first one.
The ball has to be below to make the sound ba.. Ba..

Where is Baa ?

قلب


Where is Baa ?

قلب

Revision...

The Letter Poem

are from the lips!



Spoken Arabic

Selections are such that they occur most in the Qur'an!

He

هُوَ

They

هُمْ

Read it, repeat it, practice it, and use it wherever possible!

Simple and easy! Alhamdulillah

- In the next 10 sessions of 10 minutes each we will complete the letters in-sha-Allah!

That's it for now.
See you in the next lesson.
Keep praying: رَبِّ زِدْنِي عِلْمًا

وَالسَّلَامُ عَلَيْكُمْ
وَرَحْمَةُ اللَّهِ وَبَرَكَاتُهُ

Acknowledgments

- To the Ever-Merciful Allah who gave me Tawfeeq to serve His Book.
- To my parents for their prayers.
- My wife and children who have been extremely patient because many things were prepared at the cost of family time!
- Br. Abdul Kader Fazlani, Br. Khaja Ahsan and his family for help in different ways.
- Br. Mohsin Siddiqui, Sr. Sana Dossul, Qari Imran Khan for ideas on teaching and other aspects.
- Br. Tariq Aziz, Br. Qurram Qureshi, and Br. Mujtaba Shareef for statistical analysis and programming support.
- Br. Ahmed Shawky for his excellent graphics designs in addition to those by Sr. Shabana Parveen & Acewebdesigns.
- Br. Aamir Irshad and Br. Abdul Quddus Umri for their help in preparation.
- Dr. Abdul Basit Siddiqui, Br. Arshad Iqbal Malik, Br. Arjan Ali, Br. Syed Anisul Hasan, and Sr. Jamila Qavi for their help in translation.
- Br. Daleeluddin Khan, Br. Nawaz Ilyas, Br. Ejaz, Br. Zubair, Br. Farhan, and many others in recording and editing works.
- Br. Maqsood Umri, Br. Osman Umri, Sr. Massarrat Bharucha and so many others for their feedback, support, and prayers.
- May Allah reward them all and accept it from all of us.